

EMEA VERSION

POLARIS **RANGER** **4000**

ACCESSORIES + APPAREL



HARDEST WORKING.

SMOOTHEST RIDING.



For the past two decades, RANGER has set the standard through unrivaled strength, unmatched capability and next-level comfort, making it the number one utility side-by-side for over 10-years running.

2022 LINEUP

1000 / XP 1000 / XP KINETIC* / DIESEL

P. 16



RANGER 1000



RANGER CREW 1000



RANGER XP 1000



RANGER XP 1000 ABS



RANGER CREW XP 1000



RANGER DIESEL



RANGER 1000
NORDIC PRO



RANGER XP 1000
NORDIC PRO



RANGER DIESEL DELUXE

*Exclusions may apply to XP Kinetic, please check with your supplying dealership.

570 / 500 MIDSIZE 2-SEAT & CREW

P. 70



RANGER 570



RANGER 570
HUNTER EDITION



RANGER 570
NORDIC PRO



RANGER EV

150 EFI YOUTH

P. 92



RANGER 150 EFI

CONTENTS

1000 / XP 1000 / XP KINETIC* / DIESEL

16

ROOFS	18
WINDSHIELDS	20
REAR PANELS	22
DOORS	24
CAB KITS	26
CAB COMFORT & CONVENIENCE	28
WINCHES	30
PROTECTION	32
AUDIO	34
STORAGE	38

COMMON ACCESSORIES

44

CONNECTED TECHNOLOGY	44
ELECTRICAL ACCESSORIES	46
COOLERS	48
HUNT	50
COLD WEATHER	52
PLOWS	54
LIGHTING	58
WHEELS & TYRES	60

570 2-SEAT & CREW

70

ROOFS & DOORS	72
WINDSHIELDS & REAR PANELS	74
CAB KITS	76
AUDIO & CONVENIENCE	78
PROTECTION & WINCHES	79
STORAGE	80

500/EV/570 2-SEAT & CREW

82

ROOFS & DOORS	82
WINDSHIELDS & REAR PANELS	84
CAB KITS	86
CONVENIENCE & PROTECTION	88
WINCHES	89
STORAGE	90

150 EFI YOUTH

92

PARTS & GARAGE

94

MAINTENANCE	94
OIL & LUBRICANTS	96
HD PARTS	98
SERVICE PARTS	100
CLEANERS & TRAILERING	102

APPAREL

104

RACING COLLECTION	104
RIDING GEAR	106
HELMETS & GOGGLES	108
MEN'S APPAREL	110
WOMEN'S APPAREL	116
MERCHANDISE	118

TAKE YOUR
2022 RANGER
TO THE NEXT LEVEL

Customise your experience by adding Cab Kits.



RANGER 1000 / XP 1000 XP KINETIC* / DIESEL

CAB KITS AVAILABLE P. 26-27

FULL CAB PREMIUM
FULL CAB NORDIC
FULL CAB
HALF CAB



*Exclusions may apply to XP Kinetic, please check with your supplying dealership.

RANGER 570

CAB KITS AVAILABLE P. 76-77

FULL CAB
HALF CAB



RANGER EV / 570

CAB KITS AVAILABLE P. 86-87

FULL CAB
HALF CAB



DESIGNED



Designed by the same people
who designed your vehicle.

TESTED



Extensively tested in the field so
you ride with 100% confidence.

INTRODUCING OUR NEWEST PARTNER



RHINO-RACK®

Introducing an industry exclusive – Rhino-Rack® storage solutions designed specifically for Polaris RANGER. From opposite sides of the globe, the most capable machines in the off-road world meet a trusted outdoor adventure brand to deliver industry-exclusive, purpose-built roof racks, bed racks and accessories to help Polaris RANGER users have more fun and get more done. Designed for perfect integration and tested to off-road standards, a Rhino-Rack®-equipped RANGER will help you get more storage capacity out of your machine – so you can stay prepared for whatever they day may bring.

WE HOLD OUR PARTNERS TO THE SAME STANDARDS



WHEELS, TYRES & LIGHTING DESIGNED WITH
POLARIS TO MAXIMISE PERFORMANCE

P. 58 & 60



IGNITE AND FUEL YOUR PASSION FOR
PRECISE QUALITY SOUND REPRODUCTION

P. 34



PRODUCTS SO GOOD THEY REPLACE
OR REPAIR THEM FOR LIFE

P. 58

KEEP YOUR
STANDARDS
HIGH. WE DO.

TRUSTED

65 years in the business.
The #1 name in Off-Road.



JBL

DARE
TO LISTEN
P. 78

KOLPIN
OUTDOORS

MAKING PRODUCTS FOR AVID
SPORTSMEN SINCE 1943
P. 50

RHINO-RACK

BRING IT ALL.
BRING IT ON.
P. 38



INTRODUCING THE NEW INDUSTRY-EXCLUSIVE
RHINO-RACK® STORAGE SOLUTIONS

BRING IT ALL.
BRING IT ON.

SEE RHINO-RACK® PRODUCTS ON P. 38



INTRODUCING THE NEW
RANGER SP 570

GET MORE DONE.
HAVE MORE FUN.



NEXT-LEVEL COMFORT

**LEVERAGE THE FULL
CAPABILITIES OF YOUR
MACHINE YEAR-ROUND.**




SUPERIOR INTEGRATION

**MAKE WORK EASIER WITH YOUR
VEHICLE BUILT TO ADD ESSENTIAL
ACCESSORIES FOR ANY JOB.**



DO MORE

**TACKLE ANY JOB AND
LEAVE NOTHING BEHIND.**



ENGINEERED FOR MORE

HARDEST WORKING, SMOOTHEST RIDING.

RANGER is a trusted, most capable, work partner. Developed and tested along with the vehicle, Polaris Engineered Accessories are designed for seamless integration and simple installation to get more done, year-round.

SUPERIOR INTEGRATION



P. 46

PLUG AND PLAY ELECTRICAL

A revolution in electrical accessory integration, the Polaris PULSE Electrical System allows for a simple plug and play approach for adding power to Polaris Engineered Accessories.

PRO PRO HEAVY DUTY SERIES WINCHES

RANGER XP 1000/1000 P. 30
RANGER SP 570 P. 79

INTEGRATED WINCH MOUNT & PRE-WIRED

Designated mounting points and pre-wired connectors ensure a perfect fit and the strongest place to attach the Polaris Engineered winch - the most dependable winch for your RANGER. With wiring built right into the vehicle, we made this the easiest RANGER winch ever to install.

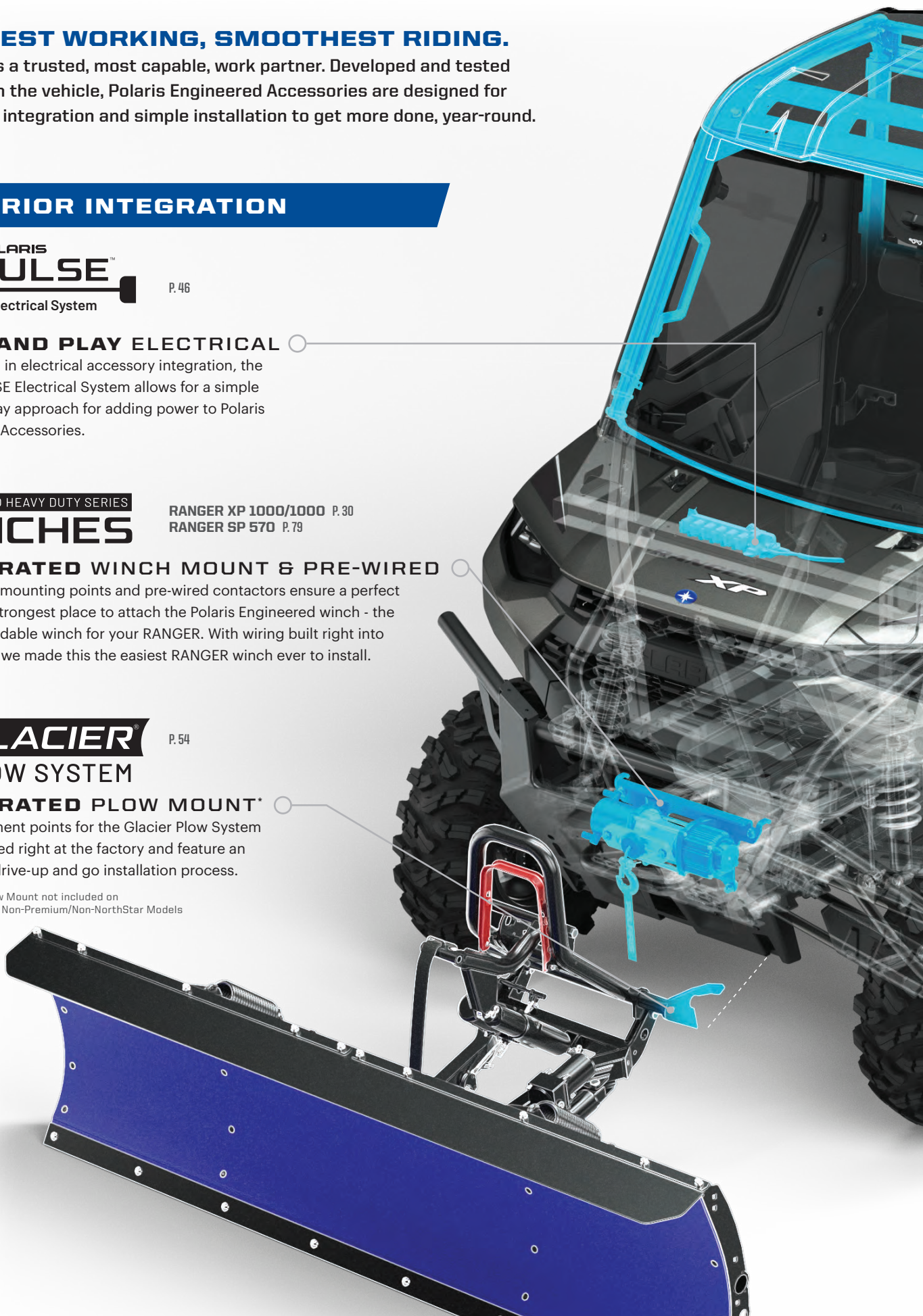
GLACIER® PLOW SYSTEM

P. 54

INTEGRATED PLOW MOUNT*

The attachment points for the Glacier Plow System are integrated right at the factory and feature an innovative drive-up and go installation process.

*Integrated Plow Mount not included on
RANGER SP 570 Non-Premium/Non-NorthStar Models



DO MORE

LOCK & RIDE®

CARGO BOX VERSATILITY

Lock & Ride mounting locations allow for limitless customization to let you work the way you want.

RANGER XP 1000/1000 P. 40
RANGER SP 570 P. 80

BRING IT ALL. BRING IT ON.

RHINO-RACK®

STORAGE VERSATILITY

Rhino-Rack® roof rack and bed rack solutions offer 40% more storage capacity so you never have to leave tools or gear behind.

RANGER XP 1000/1000 P. 38

NEXT-LEVEL COMFORT

OUR BEST SEALING CAB

With the profile channels engineered into the roll cage, body plastics molded to seal and cab accessories designed to keep the elements out, the RANGER Pro Shield Cab System offers a new level of interior comfort.



RANGER XP 1000/1000 P. 18
RANGER SP 570 P. 72



NEXT-LEVEL COMFORT

Look for the RANGER PRO SHIELD Logo for the four components to customise your RANGER with our best sealing cab.

BUILD YOUR CAB SYSTEM

1 CHOOSE YOUR ROOF

RANGER XP 1000 P. 18
RANGER SP 570 P. 72

2 CHOOSE YOUR WINDSHIELD

RANGER XP 1000 P. 20
RANGER SP 570 P. 74

3 CHOOSE YOUR REAR PANEL

RANGER XP 1000 P. 22
RANGER SP 570 P. 75

4 CHOOSE YOUR DOORS

RANGER XP 1000 P. 24
RANGER SP 570 P. 73



ULTIMATE CLARITY

Tempered safety glass, clear to see through and shatterproof.

COLOUR MATCHED


Key colour matched accent panels available.

PROTECTION

Inner and outer shells are made from high-quality, injection-molded plastics using a state-of-the-art process to shield from the elements and more.

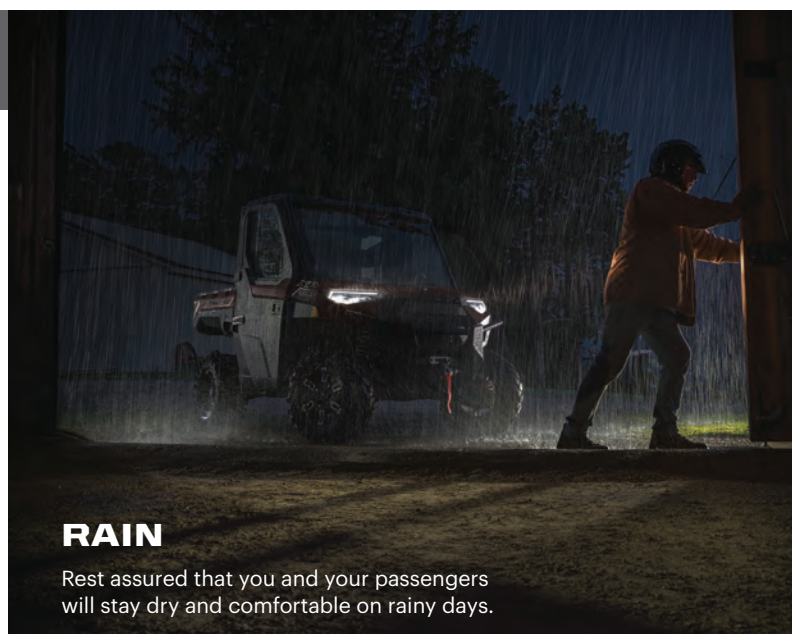
DURABLE CONSTRUCTION

With a 2.5 cm tube steel frame, these doors can handle the rigors of the off-road.



INCREASED RIDER COMFORT

Add a new level of interior comfort by adding a RANGER Pro Shield Cab System – tested to military standards. Seal out dust, water, and noise by selecting a roof, windshield, rear panel, and set of doors. Extend your work day or trail ride while protecting you and your passengers from the elements.



RAIN

Rest assured that you and your passengers will stay dry and comfortable on rainy days.

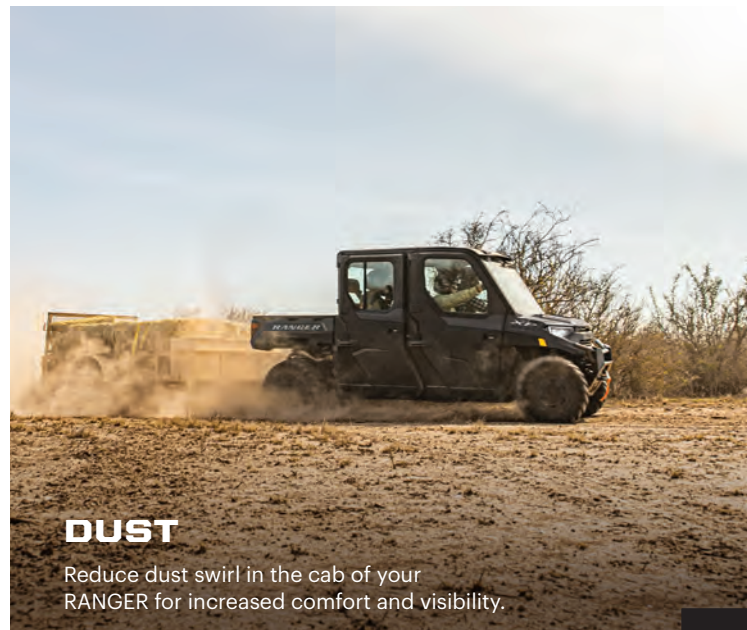
A FRAME DESIGNED FOR A CAB

All RANGER cab components fit perfectly to the contours of the profile tube cab frame, floor and body panels, allowing for a 360° gasket seal, seamless fit and installation providing unprecedented protection from the elements.



SNOW

Keep cold wind and snow out in winter months.



DUST

Reduce dust swirl in the cab of your RANGER for increased comfort and visibility.

SUPERIOR INTEGRATION

PRO PRO HEAVY DUTY SERIES



HD HEAVY DUTY SERIES



RANGER XP 1000/1000 P.30
RANGER SP 570 P.79


POLARIS ENGINEERED WINCH FEATURES



Tested **1,200+** pulls
at max load, it works
when you need it to




Built to withstand
-29° C temperatures



Sealed motor
& heavy duty gears
**OPERATE FULLY
SUBMERGED
UNDERWATER**



MILITARY
tested & approved



Right from the factory, your vehicle is built to make essential accessories like winches and plows easy to use day-in and day-out. Mounting brackets are designed into the oversized factory bumper and wiring is routed securely and properly. When it comes to RANGER, Polaris Engineered Accessories make work easier so you can get more done.

POLARIS
ENGINEERED

PRE-WIRED CHASSIS

Dash mounted controls and wiring are installed at the factory. Mount the winch, connect the wires and trust that everything is routed safely, securely, and properly.

NO NEED TO CUT PANELS

FULLY INTEGRATED MOUNT & WIRING

GLACIER[®] PLOW SYSTEM

P. 54



GLACIER FEATURES

- ✓ To install the plow, simply lift the mount lock handle and pull forward
- ✓ No loss of factory ground clearance when not plowing
- ✓ Don't have to crawl under the machine to release the plow blade from the vehicle
- ✓ No trimming of vehicle plastic or fascia required to mount plow or winch

Angle your blade
right from your seat

25°

LEFT AND RIGHT



MAKE IT YOURS

WORK HARD AND GET IT DONE

with Polaris Engineered Accessories for your RANGER. Start with the ultimate in all-season performance and comfort with the best cab components in the industry. Find everything you need to outfit your RANGER for the task at hand.

RANGER XP 1000 /
RANGER 1000

RANCH



2882910	Under Seat Dry Storage Box	P. 28
2882753	8-Vent Heater & Defrost System	P. 28
2883265	Work Beacon LED Light	P. 29
2882710	Polaris Pro HD 2,722 kg Winch with Rapid Rope Recovery	P. 31
2882531	Upper Front Brushguard	P. 32

2882529	Rear Brushguard	P. 32
2882752	LOCK & RIDE Bed Extender/Divider	P. 40
2881531	LOCK & RIDE Tip-Down Headache Rack	P. 40
2883121	Rigid SR-Series 25 cm Spot LED Light	P. 58
2883148	Pro Armor Wheel & Tyre Set: Dual Threat & 4202	P. 67

RANGER XP 1000 /
RANGER 1000

WATERFOWL



2883265	Work Beacon LED Light	P. 29
2882711	Polaris Pro HD 2,041 kg Winch with Rapid Rope Recovery	P. 31
2882690	Front Hood Storage Rack	P. 40
2882177	LOCK & RIDE CargoMax System	P. 40

2883263	In-Cab Gun Mount	P. 51
2882076	Pro Armor 5x5 cm Cube - LED Spot Light (x2)	P. 58
2884271	Pro Armor Wheel & Tyre Set: Mud XC & 4204	P. 66

RANGER XP 1000 /
RANGER 1000

BIG GAME

2882753	8-Vent Heater & Defrost System	P. 28
2883265	Work Beacon LED Light	P. 29
2882710	Polaris Pro HD 2,722 kg Winch with Rapid Rope Recovery	P. 31
2882690	Front Hood Storage Rack	P. 40

2884107	LOCK & RIDE Kolpin Rhino Grip Pro	P. 51
2882077	Pro Armor 84 cm - Combo LED Light Bar	P. 59
2883157	Pro Armor Wheel & Tyre Set: Attack 2.0 & 5202	P. 66

RANGER XP 1000 /
RANGER 1000

CRAFTSMAN

2882711	Polaris Pro HD 2,041 kg Winch with Rapid Rope Recovery	P. 31
2882752	LOCK & RIDE Bed Extender/Divider	P. 40
2882751	Cargo Bed Mat	P. 42
2879354	LOCK & RIDE Chainsaw Mount	P. 42

2883279	LOCK & RIDE Storage Box	P. 43
2881533	LOCK & RIDE Tool Rack	P. 43
2882077	Pro Armor 84 cm - Combo LED Light Bar	P. 59
2882384	Wheel & Tyre Set: Pro Armor Harvester & 4202	P. 66

COMPLETE LIGHTING WITH REQUIRED
LIGHT BAR HARNESSSES

SEE P. 58

ROOFS

POLY FEATURES

- Water run-off
- Polaris PULSE plug and play
- Liner ready
- Lightweight



PREMIUM
FINISH AND
QUIETER RIDE

POLARIS ENGINEERED
ADVANTAGES

TO SHIELD AGAINST DRIVING RAIN OR THE BLISTERING SUN,

a roof is the first must-have of the Polaris Engineered cab components. Choose from poly or steel, and get on your way with protective peace of mind.



POLY

Lightweight, durable and impact-resistant. A poly roof can take the abuse of a tough trail and still protect.

PREMIUM ROOF - POLY

» POLARIS PURSUIT CAMO • 2882913

» **TOP SELLER** BLACK • 2882912

XP 1000 '17-22, 1000 '20-22, DIESEL '20-22
INCLUDES ROOF LINER



SPORT ROOF - POLY **TOP SELLER**

» BLACK • 2882911

XP 1000 '17-22, 1000 '20-22, DIESEL '20-22



LINERS


Get a touch of premium comfort, reduce cab noise and hide wiring.

Included with Premium Poly Roofs.


PREMIUM ROOF LINER

» 2882914

XP 1000 '17-22, 1000 '20-22, DIESEL '20-22
WORKS WITH 2882911, 2882912, 2882913



PLUG AND PLAY



**SEALED
COVERAGE**



**REDUCE
STANDING
WATER**



**EASY AND FAST
INSTALLATION**

PREMIUM & SPORT ROOF FEATURES

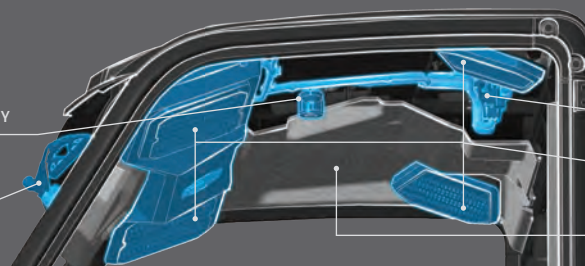
SEE AUDIO OPTIONS P.34



* PREMIUM AND SPORT FEATURES
NOT AVAILABLE ON STEEL ROOFS

MULTI-FUNCTION LIGHT READY

WINDSHIELD WIPER
& WASHER SYSTEM
WIRING READY



POLARIS PULSE
INTEGRATION

AUDIO READY

SOUND
ABSORBING LINER



PREMIUM ROOF CREW - POLY

» POLARIS PURSUIT CAMO • 2883277

CREW XP 1000 '19-22, CREW 1000 '20-22

ROOF LINER INCLUDED WITH CAMO



SPORT ROOF CREW - POLY TOP SELLER

» BLACK • 2883274

CREW XP 1000 '19-22, CREW 1000 '20-22



PREMIUM ROOF LINER - CREW TOP SELLER

» 2883457

CREW XP 1000 '18-22, CREW 1000 '20-22



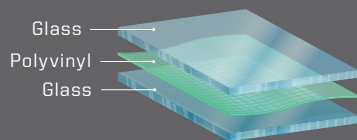
ADD POWER TO PREMIUM & SPORT ROOFS P.46

WINDSHIELDS

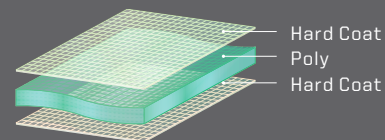
GLASS

VS

POLY



- Superior optical clarity (automotive level)
- Scratch-resistant
- Curved to fit, seals tight
- Cold weather / heavy duty
- Wiper ready



- Lightweight, flexible, easy to store/remove
- Impact-resistant
- 360" seal keeps out rain and dust



RANGER
PRO SHIELD
CAB SYSTEM

LOCK & RIDE

FULL TIP-OUT WINDSHIELD - GLASS

- Tip-out design offers 3 positions - open, closed and vented while featuring a gas strut that assists in easy windshield opening and closing
- Scratch-resistant automotive-style curved glass that provides interior sound dampening and optimized visibility
- Bolt-on design to install directly on the cab frame

» 2889031

XP 1000 '18-22, CREW XP 1000 '19-22, CREW 1000 '20-22, 1000 '20-22



RANGER
PRO SHIELD
CAB SYSTEM

LOCK & RIDE

FULL GLASS WINDSHIELD - CLEAR

- Scratch-resistant, curved laminate safety glass that protects against wind, rain and other hazardous debris
- UV-blocking interlayer and 360" gasket seal
- Seal Kit included

» 2889030

XP 1000 '17-22, CREW XP 1000 '17-22, CREW 1000 '20-22, 1000 '20-22

**LOCK & RIDE****EASY AND FAST
INSTALLATION****AIRTIGHT
GASKET SEAL****MULTI-FUNCTION
FEATURES****POLARIS ENGINEERED
ADVANTAGES****HARD COAT POLY | 30x MORE SCRATCH-RESISTANT****WIPER
AVAILABLE****WIPER
AVAILABLE****LOCK & RIDE****FULL WINDSHIELD VENTED -
HARD COAT POLY** TOP SELLER

- Frameless design for maximum visibility
- Added vents for airflow on a hot day or defrosting on a cold day
- Requires Wiper Install Kit, 2207624

» 2883266

XP 1000 '17-22, CREW XP 1000 '18-22,
CREW 1000 '20-22, 1000 '20-22, DIESEL '20-22**LOCK & RIDE****FULL WINDSHIELD -
HARD COAT POLY** TOP SELLER

- Frameless design for maximum visibility
- Requires Wiper Install Kit, 2207624

» 2883300

XP 1000 '17-22, CREW XP 1000 '18-22,
CREW 1000 '20-22, 1000 '20-22, DIESEL '20-22**FLIP-DOWN WINDSHIELD -
HARD COAT POLY** TOP SELLER

- Two venting options: fully sealed, flip-down or remove upper half for some protection with maximum ventilation

» 2884139

XP 1000 '18-22, CREW XP 1000 '19-22,
CREW 1000 '20-22, 1000 '20-22, DIESEL '20-22**ADD ALL-WEATHER VISIBILITY
WINDSHIELD WIPER
& WASHER SYSTEM**
P. 26**LOCK & RIDE****FULL WINDSHIELD - POLY** TOP SELLER

- Frameless design for maximum visibility

» 2883278

XP 1000 '17-22, CREW XP 1000 '18-22,
CREW 1000 '20-22, 1000 '20-22, DIESEL '20-22**LOCK & RIDE****HALF WINDSHIELD - POLY** TOP SELLER

- Deflects air flow from straight on, but still provides air flow in the cab

» 2883301

XP 1000 '17-22, CREW XP 1000 '18-22,
CREW 1000 '20-22, 1000 '20-22, DIESEL '20-22**HARD COAT POLY WINDSHIELD
WIPER & WASHER
MOUNTING BRACKET**

- Required to use wiper on 2883266 or 2883300

» 2207624

XP 1000 '17-22, CREW XP 1000 '18-22,
CREW 1000 '20-22, 1000 '20-22, DIESEL '20-22**REDUCE IN-CAB DUST
SWIRL BY ADDING A
REAR PANEL**

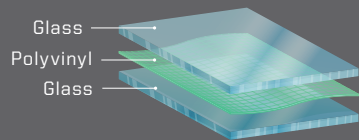
SEE P. 22

REAR PANELS

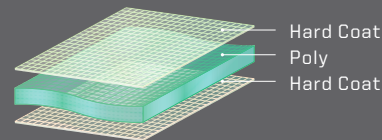
GLASS

VS

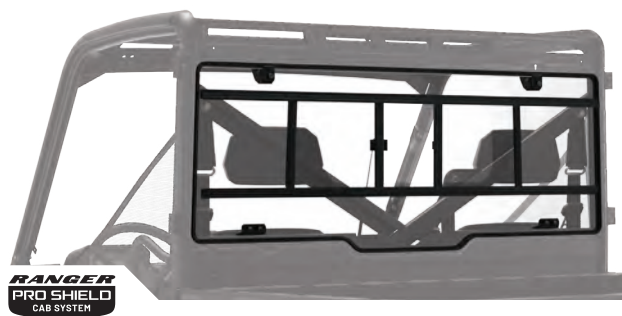
POLY



- Superior optical clarity (automotive level)
- Scratch-resistant
- Curved to fit, seals tight
- Cold weather / heavy duty
- Wiper ready (windshield only)



- Lightweight, flexible, easy to store/remove
- Impact-resistant
- Tight seal keeps out rain and dust



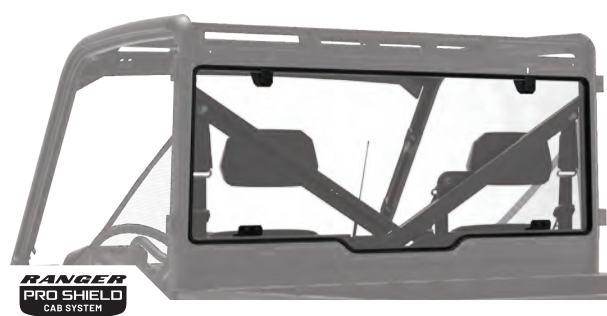
LOCK & RIDE

REAR PANEL - SLIDING GLASS

- Sliding window provides ventilation, cab comfort and access to cargo in rear box

» 2879015

XP 1000 '17-22, CREW XP 1000 '18-22, CREW 1000 '20-22, 1000 '20-22, DIESEL '20-22




LOCK & RIDE

REAR PANEL - GLASS TOP SELLER

» 2879013

XP 1000 '17-22, CREW XP 1000 '18-22, CREW 1000 '20-22, 1000 '20-22, DIESEL '20-22

**LOCK & RIDE****EASY AND FAST
INSTALLATION****AIRTIGHT
GASKET SEAL****VENTING
OPTIONS****POLARIS ENGINEERED
ADVANTAGES****REDUCE IN-CAB DUST SWIRL
BY ADDING A REAR PANEL**

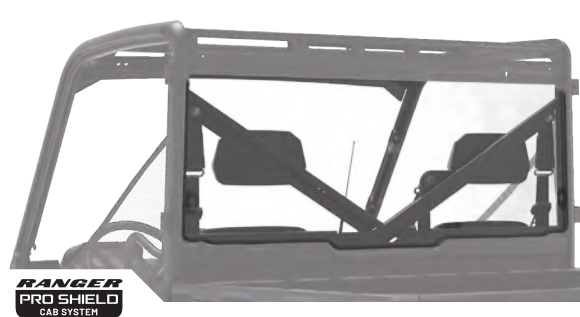
With a windshield and roof installed, turbulent air develops behind the cab. Add a rear panel to reduce dust intrusion from this swirl.

**HARD COAT POLY | 30x MORE SCRATCH-RESISTANT****LOCK & RIDE****REAR PANEL - POLY POLARIS PURSUIT CAMO**

- Strong, thick polycarbonate provides outstanding impact and scratch resistance
- Installs in contours of cab frame with 360° gasketing for outstanding protection, comfort, fit and finish
- Dot matrix screen printing allows for rear visibility

» 2883774

XP 1000 '17-22, CREW XP 1000 '18-22, CREW 1000 '20-22, 1000 '20-22, DIESEL '20-22

**LOCK & RIDE****REAR PANEL - POLY - CLEAR** TOP SELLER

- Strong, thick polycarbonate provides outstanding impact and scratch resistance
- Installs in contours of cab frame with 360° gasketing for outstanding protection, comfort, fit and finish

» 2883773

XP 1000 '17-22, CREW XP 1000 '18-22, CREW 1000 '20-22, 1000 '20-22, DIESEL '20-22

DOORS

THE BEST CAB

KEY FEATURES

RANGER PRO SHIELD CAB SYSTEM

WINDOW TYPE / VENTILATION



VISIBILITY

STORAGE COMPARTMENT

AUDIO-READY / SPEAKER MOUNT

PREMIUM TPE LINER

SPECIAL FEATURES

PREMIUM POLY DOORS		
POWER WINDOW DOORS	MANUAL CRANK WINDOW DOORS	HALF DOORS
		
GLASS / POWER	GLASS / MANUAL CRANK	NA / OPEN TOP
UPPER	UPPER	UPPER
STANDARD	STANDARD	STANDARD
STANDARD, PRE-WIRED	STANDARD	
STANDARD	STANDARD	STANDARD
BUILT-IN FLOOR LIGHT, COLOURED ACCENT PANELS AVAILABLE	COLOURED ACCENT PANELS AVAILABLE	COLOURED ACCENT PANELS AVAILABLE
<ul style="list-style-type: none"> The ultimate door offering power windows, switches mounted on the door and built-in floor light. 	<ul style="list-style-type: none"> A premium, door offering manual crank windows for airflow adjustment in the cab. 	<ul style="list-style-type: none"> Provides lower protection from the off-road with an open-air experience.

Front and Rear Doors are required to complete a cab on CREW RANGER models.



GET SUPERIOR PERFORMANCE AND OUR BEST SEAL with the RANGER Pro Shield Cab System door line

360° GASKET SEAL

EASY TO CLEAN TPE LINER













BUILT-IN STORAGE

AUDIO-READY

VENTILATION OPTIONS



FRONT DOORS (SET OF 2) XP 1000 '18-22, CREW XP 1000 '19-22, CREW 1000 '20-22, 1000 '20-22, DIESEL '20-22	 TOP SELLER Power Window Doors - Poly - Black 2884338	 TOP SELLER Manual Crank Window Doors - Poly - Black 2882561	 Half Doors - Poly 2882559
REAR DOORS (SET OF 2) CREW XP 1000 '19-22, CREW 1000 '20-22	 TOP SELLER Manual Crank Window Doors - Rear - Poly 2883437	 RANGER PRO SHIELD CAB SYSTEM	 Half Doors - Rear - Poly 2883438

EXTERIOR DOOR ACCENT PANELS // Replace stock gloss black accent panels











FRONT REAR	 Solar Red 2883499-342	 Sunset Red Metallic 2882870-520 2883829-520	 Sand Metallic 2882870-555 2883829-555	 Sage Green 2883843-560
	 Matte Titanium 2882870-632 2883829-632	 Black Pearl 2882870-666 2883829-666	 Matte Sunset Red 2882870-669	 Matte Sagebrush Green 2882870-685 2883829-685
FRONT REAR	 Steel Blue 2882870-765 2883829-765	 Ghost White Metallic 2882870-774 2883829-774	 Polaris Blue 2882870-795 2883829-795	 Stealth Grey 2882870-804 2883829-804

*Exclusions may apply to XP Kinetic, please check with your supplying dealership.

COMPLETED

POLY DOORS		CANVAS DOORS
RANGER HUNTER DOORS	RANGER CLEARVIEW DOORS	ZIP WINDOW DOORS
		
GLASS / HINGED	GLASS / HINGED	CLEAR POLY / ZIPPED
UPPER	UPPER + LOWER	UPPER + PARTIAL LOWER
DURABLE POLY CONSTRUCTION, POLARIS PURSUIT CAMO	DURABLE POLY CONSTRUCTION	AVAILABLE IN POLARIS PURSUIT CAMO
<ul style="list-style-type: none"> Tough clear poly shell extends from the bottom of the door until it meets the upper-hinged glass window. Premium Polaris Pursuit Camo pattern offers extensive camo coverage. 	<ul style="list-style-type: none"> Deliver nearly uninterrupted visibility and maximum ambient lighting inside the cab. Tough clear poly shell extends from the bottom of the door until it meets the upper-hinged glass window. 	<ul style="list-style-type: none"> Lightweight, durable protection with adjustable zipper ventilation and see-through bottom panel.













Premium Doors come with Gloss Black Exterior Door Accent Panels, images shown with optional Exterior Door Accent Panels.

 <p>RANGER Hunter Doors - Polaris Pursuit Camo 2883229</p> 	 <p>RANGER ClearView Doors 2882901</p> 	 <p>TOP SELLER Zip Window Doors - Canvas - Black 2882902</p> <p>Zip Window Doors - Canvas - Polaris Pursuit Camo 2882903</p>
 <p>RANGER Hunter Doors - Rear - Polaris Pursuit Camo 2883633</p> 	 <p>RANGER ClearView Doors - Rear 2883632</p> 	 <p>Zip Window Doors - Rear - Canvas - Black 2883634</p>

// Painted plastic and clear-coated for UV protection

// Install easily with a single screw

// Comes as a pair

 Pearl White 2882870-566 2883829-566	 Suede Metallic 2882870-577	 Polaris Pursuit Camo 2882870-587 2883829-587	 Magnetic Grey 2882870-603	 Burgundy Metallic 2882870-629 2883829-629
 Military Tan 2882870-686	 Matte Navy 2882870-726 2883829-726	 Orange Rust 2882870-750	 Maroon Metallic 2882870-754 2883829-754	 Black Cherry 2882870-756 2883829-756
 Onyx Black  2882870-866				

**REQUIRED POLARIS PULSE
INSTALLATION ITEMS**

P. 46

CAB KITS

PICK YOUR OWN PACKAGE!

FULL CAB PREMIUM

28K0001

2882912	Premium Roof - Poly - Black	P. 18
2889031	Tip-Out Full Windshield - Glass	P. 20
2879013	Rear Panel - Glass	P. 22
2882561	Manual Crank Window Doors - Poly - Black	P. 24
2883974	Windshield Wiper & Washer System	P. 28

XP 1000 '18-22, 1000 '20-22, DIESEL '20-22



FULL CAB

28K0002

2882912	Premium Roof - Poly - Black	P. 18
2889030	Full Glass Windshield - Clear	P. 20
2879013	Rear Panel - Glass	P. 22
2882901	ClearView Doors	P. 25
2883974	Windshield Wiper & Washer System	P. 28

XP 1000 '18-22, 1000 '20-22, DIESEL '20-22



**ADD TO YOUR
CAB COMFORT**
WITH THE HEATER SYSTEM

Exclusions may apply to XP Kinetic, please check with your supplying dealership.

FULL CAB NORDIC

28K0006

2882912	Premium Roof - Poly - Black	P. 18
2889030	Full Glass Windshield - Clear	P. 20
2879013	Rear Panel - Glass	P. 22
2882561	Manual Crank Window Doors - Poly - Black	P. 24
2883974	Windshield Wiper & Washer System	P. 28

XP 1000 '18-22, 1000 '20-22, DIESEL '20-22



HALF CAB

28K0003

2882912	Premium Roof - Poly - Black	P. 18
2889030	Full Glass Windshield - Clear	P. 20
2879013	Rear Panel - Glass	P. 22
2883974	Windshield Wiper & Washer System	P. 28


XP 1000 '18-22, 1000 '20-22, DIESEL '20-22



8-VENT HEATER & DEFROST SYSTEM

P. 28

- » **TOP SELLER** 2882753 **XP 1000 ONLY**
XP 1000 '18-22
- » **TOP SELLER** 2884066 **1000 ONLY**
1000 '20-22
- » 2884212
DIESEL '20-22



CAB COMFORT & CONVENIENCE



8-VENT HEATER & DEFROST SYSTEM



- Easily control the climate inside your cab in any season
- Helps defrost windshields and keeps you warm or cool
- Heat and fan dash-mounted controls
- Manual vents

» **TOP SELLER** 2882753 **XP 1000 ONLY**

XP 1000 '18-22, CREW XP 1000 '19-22

» **TOP SELLER** 2884066 **1000 ONLY**

CREW 1000 '20-22, 1000 '20-22
NEED ADAPTER: 2884163 ON CREW 1000

» **CREW HEATER ADAPTER KIT** **1000 ONLY**
2884163

CREW 1000 '20-22



WINDSHIELD WIPER & WASHER SYSTEM **TOP SELLER**



» 2883974

XP 1000 '18-22, CREW XP 1000 '19-22,
CREW 1000 '20-22, 1000 '20-22, DIESEL '20-22
REQUIRES MOUNT KIT 2207624 FOR POLY WINDSHIELDS

HARD COAT POLY WINDSHIELD WIPER & WASHER SYSTEM MOUNTING BRACKET

» 2207624

XP 1000 '17-22, CREW XP 1000 '18-22,
CREW 1000 '20-22, 1000 '20-22, DIESEL '20-22
REQUIRED TO USE WIPER ON 2883266 OR 2883300



FLOOR MATS - 3 SEAT

» 2882780 **XP 1000 ONLY**

XP 1000 '18-22, CREW XP 1000 '19-22, DIESEL '20-22
CREW: FITS FRONT SEATS ONLY

» 2884247 **1000 ONLY**

CREW 1000 '20-22, 1000 '20-22, DIESEL '20-22
CREW: FITS FRONT SEATS ONLY

NOISE REDUCTION SYSTEM

» 2883489

XP 1000 '18-22, CREW XP 1000 '19-22,
1000 '20-22, CREW 1000 '20-22, DIESEL '20-22
DESIGNED TO ATTACH TO THE REAR CLOSURE PANEL OF YOUR
RANGER CAB, THE SOUND ABSORBING MATERIAL REDUCES
UNWANTED NOISE FOR A QUIETER CAB




With Polaris PULSE it's easy to add
all your electrical accessories.
SEE P. 46 TO LEARN MORE



UNDER SEAT DRY STORAGE

» 2882910 **XP 1000 ONLY**

XP 1000 '18-22, CREW XP 1000 '19-22, DIESEL '20-22
WILL NOT WORK WITH SUBWOOFER 2882890 & 2884233



MULTI-FUNCTION CAB LIGHT



- LED dome light provides white, red, green and blue lighting options
- Battery-operated. Recharges when the vehicle is on
- Can be removed to use as a flashlight in and around your vehicle



Red light is great for reading maps



Green light is perfect for navigating in the dark



Blue light is ideal for night riding

» 2882871

XP 1000 '18-22, CREW XP 1000 '19-22, CREW 1000 '20-22, 1000 '20-22, DIESEL '20-22
REQUIRES ROOF PULSE: 2882904

REMOTE GARAGE DOOR OPENER BY HOMELINK

- HomeLink technology allows you to control up to two garage doors

» 2882892

XP 1000 '18-22, CREW XP 1000 '19-22, CREW 1000 '20-22, 1000 '20-22



POLARIS RANGER XP FULL-SIZE SEATSAVER - SPLIT BENCH SEAT XP 1000 ONLY

- Covers the back and bottom of seat

» POLARIS PURSUIT CAMO • 2883244-587

» CARHARTT BROWN • 2883244-218

» CARHARTT GRAVEL • 2883244-458

XP 1000 '18-21, CREW XP 1000 '19-21, DIESEL '20-22
CREW: FITS FRONT SEATS ONLY

NO REAR SEAT COVERS AVAILABLE



SEAT CONFIGURATION



SIDE VIEW MIRRORS

- Mounts on any RANGER vehicle that is equipped with doors
- Fully adjustable to accommodate riders of all sizes and can fold in to prevent being struck

» DOOR MOUNTED (shown) • 2889241

» ROPS-MOUNTED • 2889243

XP 1000 '18-22, CREW XP 1000 '19-22, CREW 1000 '20-22, 1000 '20-22, DIESEL '20-22



WORK BEACON LED LIGHT

- 15.2 mof illumination 360° around your vehicle
- Ideal for plowing, hunting and nighttime utility work
- Break-away construction protects the light in areas with tight clearance
- Mounted to the vehicle on the rear of the ROPS
- Easily hinge the light up during use and hinge it down when in transit
- Add LED Headlights for more light

» 2883265

XP 1000 '18-22, CREW XP 1000 '19-22, CREW 1000 '20-22, 1000 '20-22, DIESEL '20-22
REQUIRES LIGHT BAR HARNESS/EXTENSION 2883230 AND 2883854



LED HEADLIGHTS DIESEL ONLY

- LED Headlights offer improved brightness and illumination vs stock halogen lights
- Designed with styling specific to RANGER DIESEL

» 2889576

DIESEL '20-22



REVERSE WARNING ALERT

» 2883246

XP 1000 '18-22, CREW XP 1000 '19-22, CREW 1000 '20-22, 1000 '20-22, DIESEL '20-22
AUTOMATICALLY ACTIVATED WHENEVER THE VEHICLE IS PUT IN REVERSE

HORN TOP SELLER



» 2882764

XP 1000 '18-22, CREW XP 1000 '19-22, CREW 1000 '20-22, 1000 '20-22, DIESEL '20-22

LARGE REAR VIEW MIRROR TOP SELLER

» 2879969

XP 1000 '17-22, CREW XP 1000 '18-22, CREW 1000 '20-22, 1000 '20-22, DIESEL '20-22



WIDE ANGLE REAR VIEW MIRROR

- Large 6.4 x 35.6 cm adjustable convex mirrored surface gives you a full-spectrum view

» 2881439

XP 1000 '17-22, CREW XP 1000 '18-22, CREW 1000 '20-22, 1000 '20-22, DIESEL '20-22



WINCHES

DEPENDABLE. TOUGH. BUILT FOR THE OFF-ROAD.

A Polaris Engineered winch is designed to help you get the job done right, get you on your way faster and prepare you for the unexpected.

WHY POLARIS?


Polaris off-road vehicles are engineered with designated mounting points and wiring for seamless install of Polaris Engineered winches.



TESTED **1,200+**
PULLS AT MAX LOAD



BUILT TO WITHSTAND
-29° C TEMPERATURES



OPERATES **FULLY
SUBMERGED**



**MILITARY
TESTED & APPROVED**

UPGRADE YOUR CONTROLS

NEW DASH WINCH SWITCH KIT

- Allows user to add a dash switch as an additional means to control winch
- Can be used with all winches and are compatible with other control methods (wireless/wired)

» 2889050

XP 1000 '18-22, CREW XP 1000 '19-22, CREW 1000 '20-22, 1000 '20-22, DIESEL '20-22

TOP SELLER POWER CONTROLLER

- Control winch/plow hydraulics from shift knob

» 2883247

XP 1000 '18-22, CREW XP 1000 '19-22, CREW 1000 '20-22, 1000 '20-22, DIESEL '20-22

REQUIRES WINCH ADAPTER 2884159 WHEN USING A WINCH FOR LIFTING DEVICE



WIRED REMOTE CONTROL

- Handle and socket both required

» REMOTE HANDLE • 4013466

» SOCKET • 4017102

WORKS WITH ALL MODELS

REPLACEMENT PARTS

SYNTHETIC ROPE

2,722 kg

» 2879188

2,041 kg

» 2879187



ADD A PLOW

P. 52

FEATURES & BENEFITS

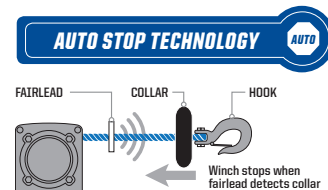
ALL POLARIS ENGINEERED WINCHES COME WITH:

- ✓ INTEGRATED WIRING, MOUNT, PREASSEMBLED
- ✓ HOOK WITH STRAP
- ✓ CUT STEEL GEARS & SEALED DRIVETRAIN
- ✓ SEALED PERMANENT MAGNET MOTOR



Retrieve cable 5x as fast as standard mode on other Polaris winches. Get back to riding or complete your task quicker.

1. Set winch dial to N (Neutral) to manually pull the rope out and secure the hook to your anchor point
2. Set winch dial to L (Low) for maximum pulling power while winching your load
3. Set winch dial to H (High) for retrieving the rope 5x faster with Rapid Rope Recovery



Auto Stop technology protects and extends the life of your winch by automatically stopping the winch at the end of pull to prevent over-spooling. While plowing, it prevents the plow frame from bending by stopping the winch once the plow has been lifted.



With its lightweight, yet extremely strong, design and superior flexibility, this 50 ft long synthetic rope is easy to handle and can stand up to any tough job.



This convenient remote operates your Polaris winch wirelessly from within 50 ft of the vehicle. Operate your winch safely outside your vehicle while on the job site or trails.

MODEL

XP 1000 '18-22
CREW XP 1000 '19-22
1000 '20-22
CREW 1000 '20-22
DIESEL '20-22

NON EPS RANGER 1000 REQUIRES FRONT BUMPER

PRO PRO HEAVY DUTY SERIES**TOP-OF-THE-LINE FEATURES**

BEST FOR PLOWING, HEAVY-DUTY OUTDOOR CHORES & TRAIL RIDING

**HD** HEAVY DUTY SERIES**BUILT FOR THE OFF-ROAD**

BEST FOR THE CASUAL OFF-ROAD RIDER

**PRO** PRO HEAVY DUTY SERIES**HD** HEAVY DUTY SERIES

NOT AVAILABLE



ADD AUTO STOP UPGRADE

**2884702**

WORKS WITH 2882714

SYNTHETIC ROPE REQUIRED



ADD SYNTHETIC ROPE

2879187

ADD WIRELESS REMOTE

**TOP SELLER 2883455**

WORKS WITH 2882714

2,722 kg

2,041 kg

2,041 kg

TOP SELLER**2882710****TOP SELLER****2882711****TOP SELLER****2882714**

PROTECTION

PERFECT FOR: **INCREASED PROTECTION AROUND LIGHTING AND FENDERS**

STANDARD BRUSHGUARDS

HD BRUSHGUARDS



FRONT



4.4 cm DIAMETER
STEEL TUBE CONSTRUCTION



REAR

- To use Front Bumper with RIDE COMMAND and Front Camera, RIDE COMMAND Bumper Adapter (2207941) is required

» **TOP SELLER** FRONT • 2882531

» **TOP SELLER** REAR • 2882529

XP 1000 '18-22, CREW XP 1000 '19-22, CREW 1000 '20-22, 1000 '20-22, DIESEL '20-22
FRONT BRUSHGUARD DOES NOT FIT HIGH LIFTER MODELS
1000 NON-EPS VEHICLES REQUIRE FRONT BUMPER: 2884123

» **RIDE COMMAND BUMPER ADAPTER • 2207941**

FOR USE ON VEHICLES WITH RIDE COMMAND AND FRONT CAMERA

- Increased protection over stock bumper with integrated mounting locations for accessories and lights (sold separately) with a durable matte black finish

- Easy installation with included mounting hardware

- Additional 36" storage area for recovery equipment

» **FRONT • 2885105**

» **REAR • 2884217**

XP 1000 '18-22, CREW XP 1000 '19-22, CREW 1000 '20-22, 1000 '20-22, DIESEL '20-22
FRONT BRUSHGUARD DOES NOT FIT HIGH LIFTER MODELS
REAR: RECOMMENDED WITH RIGID® OR PRO ARMOR
POD LIGHTS FOR UPGRADED LIGHTING

ROCK GUARDS



3-SEAT

CREW

ROCK GUARD WITH STEP

- Reliable, hard-working protection for edges of vehicle
- Integrated step with boot scraper helps keep interior clean
- Mounts directly to the frame, instead of underneath, for maximum ground clearance
- Steel construction with black e-coat and durable black powder-coated finish

» **TOP SELLER** 3-SEAT • 2882530

XP 1000 '18-22, 1000 '20-22, DIESEL '20-22

» **CREW • 2883398**

CREW XP 1000 '19-22, CREW 1000 '20-22



HIGH-MOUNTED FRONT BRUSHGUARD




- Increased protection over stock bumper
- Offers a higher winch mounting position which allows for easier access when used in deep mud
- Not compatible with Polaris Plow Systems

» 2889271

XP 1000 '18-22, CREW XP 1000 '19-22, CREW 1000 '20-22, 1000 '20-22, DIESEL '20-22
REQUIRED TO INSTALL WINCH/PLOW ON NON EPS RANGER 1000

FRONT BRUSHGUARD 1000 ONLY



- Increased protection over stock bumper
- Sturdy stamped steel and tube construction
- Integrated mounting positions for plow and winch accessories

» 2889330

CREW 1000 '20-22, 1000 '20-22, DIESEL '20-22
REQUIRED TO INSTALL WINCH/PLOW ON NON EPS RANGER 1000

NEW HIGH-MOUNTED HD 4,500 LB. WINCH WINTER AVAILABILITY

- Provides outstanding performance and versatile pulling power
- The elevated mounting position allows for easier access when used in deep mud

» 2889272

XP 1000 '18-22, CREW XP 1000 '19-22,
CREW 1000 '20-21, 1000 '20, DIESEL '20-22



A-ARMS



HIGH CLEARANCE A-ARMS


- Valuable, reliable protection for vital front suspension components exposed to the rigors of off-road environments
- Strong, durable, lightweight polyethylene construction withstands off-road impacts to protect the A-Arms

» FRONT • 2889269

XP 1000 '18-22, CREW XP 1000 '19-22,
CREW 1000 '20-22, 1000 '20-22

» REAR • 2889270

XP 1000 '18-22, CREW XP 1000 '19-22,
CREW 1000 '20-22, 1000 '20-22



HMW A-ARM GUARDS

- Strong, .64 cm thick, durable, lightweight HMW (high molecular weight) polyethylene construction helps protect against off-road impacts
- Molded specifically for the RANGER XP 1000 & 1000 front suspension for a sure fit and low-profile presence
- Easy bolt-on design with mounting hardware included

» FRONT • 2882784

XP 1000 '18-22, CREW XP 1000 '19-22,
CREW 1000 '20-22, 1000 '20-22
WILL NOT FIT ARCHED A-ARM MODELS

» REAR • 2882787

XP 1000 '18-22, CREW XP 1000 '19-22,
CREW 1000 '20-22, 1000 '20-22
WILL NOT FIT ARCHED A-ARM MODELS

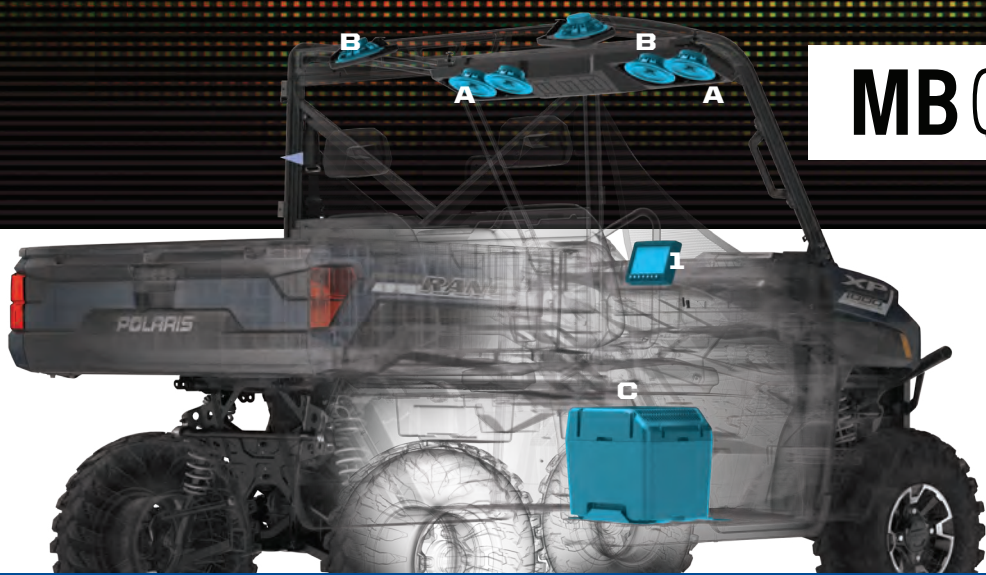
AUDIO

BUILD YOUR AUDIO SYSTEM

OFF-ROAD GRADE AUDIO

MB Quart, combined with Polaris, engineers Off-Road Grade Audio equipment that's proven to deliver the loudest, crispest sound in the harshest conditions. Rain, snow, mud, heat, cold, dust—**ANY PLACE YOUR RANGER EXCELS, SO WILL YOUR AUDIO.**





MBQUART®

BUILD YOUR SOUND WITH RIDE COMMAND

STEP 1 ADD HEAD UNIT

7" DISPLAY POWERED BY RIDE COMMAND
2884072
SEE P. 42 FOR MORE INFORMATION

STEP 2 ADD MOUNT

NEW 2889309 **OR** **NEW** 2889310
XP 1000 '22, CREW XP 1000 '22, CREW 1000 '22, 1000 '22
FOR NORTHSTAR AND ALL OTHER MODELS WITHOUT 900 WATT
XP 1000 '22, CREW XP 1000 '22, CREW 1000 '22, 1000 '22
FOR 900 WATT STATOR

STEP 3

UPGRADE AUDIO BY ADDING VISOR OR DASH AUDIO

OPTION 1 VISOR AUDIO

A. OVERHEAD VISOR SPEAKERS
2882891
HARNESS REQUIRED
TOP SELLER 2882904
CREW MODELS REQUIRE ADDITIONAL 2883231



B. REAR OVERHEAD SPEAKERS
TOP SELLER 2882876
XP 1000 '18-22, CREW XP 1000 '19-22, CREW 1000 '20-22, 1000 '20-22



OR

C. 25.4 cm MAXBOOST SUBWOOFER
2884233
XP 1000 '18-22, CREW XP 1000 '19-22 WITH 900 WATT STATOR

OPTION 2 DASH AUDIO

AUDIO DASH SPEAKERS
TOP SELLER 2883956
XP 1000 '19-22, CREW XP 1000 '19-22, CREW 1000 '20-22, 1000 '20-22



B. REAR OVERHEAD SPEAKERS
TOP SELLER 2882876
XP 1000 '18-22, CREW XP 1000 '19-22, CREW 1000 '20-22, 1000 '20-22



C. 25.4 cm MAXBOOST SUBWOOFER
2884233
XP 1000 '18-22, CREW XP 1000 '19-22
RANGER MODELS WITH RIDE COMMAND PACKAGE REQUIRE 2883232 ADAPTER HARNESS

AUDIO DASH SPEAKERS INCLUDE BUILT-IN FOUR CHANNEL AMPLIFIER (40-WATTS) AND TWO OFF-ROAD GRADE 13.3 cm SPEAKERS



**DOWNLOAD THE
RIDE COMMAND MOBILE APP**

AUDIO

BUILD YOUR AUDIO SYSTEM

OFF-ROAD GRADE AUDIO

1 CHOOSE A HEAD UNIT

Control all aspects of your sound system. Choose what to listen to and how loud.

DASH STEREO



160 WATT, WATERPROOF AM/FM BLUETOOTH AUDIO SYSTEM

TOP SELLER



- All-in-one solution for giving your vehicle a performance-ready sound system
- USB input, Bluetooth 4.0 compatible, Apple Control, AM/FM tuner*
- Built-in four channel amplifier (40-watts x 4)
- Two off-road grade 13.3 cm speakers with titanium dome tweeters and polypropylene cones

» 2882750

XP 1000 '18-22, CREW XP 1000 '19-22, CREW 1000 '20-22, 1000 '20-22

USE AS IS OR
ADD ADDITIONAL SPEAKERS

VISOR STEREO



300 WATT AM/FM, BLUETOOTH AUDIO VISOR WITH FOUR 16.5 cm WATERPROOF SPEAKERS

TOP SELLER



- One-step solution for off-road audio
- USB input, Bluetooth 4.0 compatible, Apple Control, AM/FM tuner**
- 300-Watt four channel amplifier (75 watts x 4)
- Four 16.5 cm coaxial speakers with titanium dome tweeters and polypropylene cones
- Audio outputs to drive additional speakers
- Four Accessory knocks outs
- Polaris PULSE Electrical System

» 2882888


XP 1000 '18-22, CREW XP 1000 '19-22, CREW 1000 '20-22, 1000 '20-22
NOT COMPATIBLE WITH 7" DISPLAY POWERED BY RIDE COMMAND

COMES WITH OVERHEAD VISOR SPEAKERS (AT RIGHT)
USE AS IS OR ADD ADDITIONAL SPEAKERS

**The FM Frequency range is from 88 to 108 and only on the odds (i.e. 88.1, 88.3, etc.)

*Exclusions may apply to XP Kinetic, please check with your supplying dealership.

MBQUART®



2 ADD SPEAKERS - MIX AND MATCH

Your RANGER is ready for work, but is it ready to entertain? From a simple two-speaker setup to a complete system - add speakers to **BUILD IT YOUR WAY**.



A VISOR SPEAKERS

STANDARD WITH VISOR STEREO

300 WATT OVERHEAD AUDIO VISOR SPEAKERS

- Built-in 300-Watt amplifier (75-watt x 4 channels)
- Four 16.5 cm speakers located in the overhead
- Waterproof system for reliable power and sound quality

» 2882891

XP 1000 '18-22, CREW XP 1000 '19-22,
CREW 1000 '20-22, 1000 '20-22



B OVERHEAD SPEAKERS

REAR OVERHEAD SPEAKERS TOP SELLER

- Two 16.5 cm rear roof mounted speakers with titanium dome tweeters and polypropylene cones
- Easy install
- Waterproof system for reliable power and sound quality

» 2882876

XP 1000 '18-22, CREW XP 1000 '19-22,
CREW 1000 '20-22, 1000 '20-22



C SUBWOOFER

MAX BOOST 25.4 CM 250 WATT SUBWOOFER XP 1000 ONLY

- Built-in 250-watt amplifier powering 25.4 cm waterproof subwoofer
- Fits RANGER XP 1000 with flip-up passenger seat

» 2882890

XP 1000 '18-22, CREW XP 1000 '19-22
NOT COMPATIBLE WITH 7" DISPLAY
POWERED BY RIDE COMMAND, WILL NOT FIT
WITH 2882910 STORAGE INSTALLED

3 MAKE IT WORK

VISOR STEREO HEAD UNIT

VISOR SPEAKERS

POLARIS PULSE ROOF 6

- Required with Visor Stereo (2882888)
- Required to add Visor Speakers (2882891)

» TOP SELLER 2882904

XP 1000 '18-22, CREW XP 1000 '19-22,
CREW 1000 '20-22, 1000 '20-22

CREW MODELS

CREW EXTENSION

- Required for all Crew models where Polaris PULSE Roof 6 Harness (2882904) is required

» 2883231

CREW XP 1000 '19-22, CREW 1000 '20-22

NEW GEOFENCING KIT 1000 ONLY

- Keep vehicle operators safe by quickly setting and controlling ride boundaries such as speed limits within and outside the geofenced area
- Ensure operators are riding at the appropriate speed for their experience and terrain by setting a max speed from your RIDE COMMAND app
- Activate passcode protection and to have full control of who and when the vehicle is being operated

» 2884779

CREW 1000 '20-22, 1000 '20-22

STORAGE



BRING IT ALL. BRING IT ON.

From opposite sides of the globe, the most capable machines in the off-road world meet a trusted outdoor adventure brand to deliver industry-exclusive, purpose-built roof racks, bed racks and accessories to help Polaris RANGER users have more fun and get more done. Increase storage capacity so you can go where you want with everything you need, organized to succeed.



PICK YOUR RACK



NEW REAR BED RACK / 3-SEAT ROOF RACK

- Can be used as Bed Rack or Roof Rack on 3-Seat models, depending on which mount is purchased. Bed Rack only on Crew models.

- Bed Rack and Roof Rack can be used together if both mounts are purchased

» 2889236

XP 1000 '18-22, 1000 '20-22, DIESEL '20-22



NEW ROOF RACK - CREW

» 2889237

CREW XP 1000 '19-22, CREW 1000 '20-22


PICK YOUR MOUNT



NEW REAR BED RACK MOUNT FALL AVAILABILITY

» 2889235

XP 1000 '18-22, 1000 '20-22, CREW XP 1000 '19-22, CREW 1000 '20-22, DIESEL '20-22



NEW ROOF RACK MOUNT

» 3-SEAT • 2889233

XP 1000 '18-22, 1000 '20-22,
DIESEL '20-22

» CREW • 2889234

CREW XP 1000 '19-22, CREW 1000 '20-22



MAXIMISE YOUR RIDE

For decades, Rhino-Rack® has built some of the world's highest quality racks, accessories and mounts for the widest variety of uses and conditions. So whether you use your machine for hard work, hunting, fishing, and more, you can bring it all — and bring it on!



BUILD THE ULTIMATE UTILITY VEHICLE

Transform your vehicle for work, play or anything in between with durable and easy-to-use roof and bed racks, load securing accessories and the latest in carrier technology.



BUILT FOR THE LONG HAUL

Rhino-Rack® designs and builds award-winning racks, accessories and mounts to endure the most extreme uses and conditions.

ACCESSORISE IT



NEW GUN MOUNTING BRACKET

- Bracket used to mount Kolpin Stronghold Gun Boots to Rhino-Rack® systems when paired with Auto-Latch Mount (2884106), sold separately

» 2889327

XP 1000 '18-22, CREW XP 1000 '19-22,
CREW 1000 '20-22, 1000 '20-22,
DIESEL '20-22




NEW EYELET TIE-DOWNS

- Includes one set and hardware (straps not included) and attaches in multiple places on the platform to use as additional tie-down points
- Anti-corrosive galvanized steel for heavy-duty strength and long life

» 2889527

XP 1000 '18-22, CREW XP 1000 '19-22,
CREW 1000 '20-22, 1000 '20-22, DIESEL '20-22



NEW MULTI-PURPOSE TOOL HOLDER

- Carry and protect tools, paddles, and more during your ride
- Ratchet-locking mechanism for quick release with rubber inserts to secure accessories into place

» 2889528

XP 1000 '18-22, CREW XP 1000 '19-22,
CREW 1000 '20-22, 1000 '20-22,
DIESEL '20-22




NEW SPARE TYRE HOLDER

- Transport your spare tyre outside your vehicle
- Easily mounts to your Rhino-Rack® Rear Bed Rack

» 2889529

XP 1000 '18-22, CREW XP 1000 '19-22,
CREW 1000 '20-22, 1000 '20-22,
DIESEL '20-22



NEW TRACTION BOARD MOUNT

- Strong, durable mount is easy to attach to the Rhino-Rack® platform
- Traction board not included

» 2889530

XP 1000 '18-22, CREW XP 1000 '19-22,
CREW 1000 '20-22, 1000 '20-22,
DIESEL '20-22



NEW CARGO CORNER BRACKET

- Bring your Polaris Northstar cooler along while saving space inside your vehicle
- Unique anti-rotation nut for maximum cargo security

» 2889531

XP 1000 '18-22, CREW XP 1000 '19-22,
CREW 1000 '20-22, 1000 '20-22, DIESEL '20-22



NEW HIGH-LIFTING JACK MOUNT

- Installs simply and quickly with durable brackets
- Rugged, non-corrosive powder-coated steel stands up to the harshest conditions

» 2889533


XP 1000 '18-22, CREW XP 1000 '19-22,
CREW 1000 '20-22, 1000 '20-22,
DIESEL '20-22

STORAGE




LOCK & RIDE®

Exclusive to Polaris, Lock & Ride accessories let you quickly change from one task to another with hundreds of options.



WITH THE FLIP OF A LEVER, LOCK & RIDE PLUNGERS USE OUTWARD PRESSURE TO EXPAND FOR A SECURE FIT.



CARGO BED REAR WINCH



- Assists lifting heavy objects like hay bales or big game up into rear cargo bed
- 136 kg winch mounts high on rear cab frame
- Equipped with 4.6 m of premium synthetic rope

» 2884215

XP 1000 '18-22, CREW XP 1000 '19-22,
CREW 1000 '20-22, 1000 '20-22, DIESEL '20-22
REQUIRES ROOF PULSE: 2882904



LOCK & RIDE FRONT BRUSHGUARD STORAGE RACK

- Allows extra storage space in front of your vehicle
- Accommodates a Polaris Northstar 28 L Cooler or similar sized items
- Attaches and removes easily
- Mounts to existing plow mounting points

» 2883971

XP 1000 '18-22, CREW XP 1000 '19-22,
CREW 1000 '20-22, 1000 '20-22, DIESEL '20-22



LOCK & RIDE TONNEAU COVER

- Protects items stored in cargo bed from the elements
- HDPE construction on steel sub-frame can support up to 45.4 kg on top of cover
- Molded storage area for Polaris Northstar 28 L Cooler
- Convenient hinged middle panel for easy access
- Easy installation with Lock & Ride

» 2884218

XP 1000 '18-22, CREW XP 1000 '19-22, CREW 1000 '20-22,
1000 '20-22, DIESEL '20-22



LOCK & RIDE TIP-DOWN HEADACHE RACK TOP SELLER

- Rack tips down for additional storage solutions with space below and multiple tie-down points
- Lightweight and heavy-duty rack protects the cab of your RANGER and lets you haul even more

» 2881531

XP 1000 '17-22, CREW XP 1000 '18-22,
CREW 1000 '20-22, 1000 '20-22, DIESEL '20-22



LOCK & RIDE CARGOMAX SYSTEM

- Comes standard with a support bar that ties the two sides together for a sturdy cargo hold
- Designed to attach to the Lock & Ride Tip-Down Headache Rack for additional support and three-sided containment
- Adjustable utility hooks provide more options for hanging tools, cords or gear

» 2882177

XP 1000 '17-22, CREW XP 1000 '18-22,
CREW 1000 '20-22, 1000 '20-22, DIESEL '20-22



FRONT HOOD STORAGE RACK

- Front curve helps keep cargo in place when travelling
- Provides additional protection
- Fully integrated pivots to gain under-hood access
- Requires Bumper Adapter 2207941 when used with 7" Display powered by RIDE COMMAND

» 2882690

XP 1000 '18-22, CREW XP 1000 '19-22, CREW 1000 '20-22,
1000 '20-22, DIESEL '20-22

DOES NOT FIT WITH BUMPER 2882531, REQUIRES 2207941 TO
WORK WITH FRONT CAMERA



LOCK & RIDE BED EXTENDER/DIVIDER

- Extend or divide the cargo box
- Installs in any location in the box
- Multiple tie-down points available to secure cargo

» 2882752

XP 1000 '18-22, CREW XP 1000 '19-22, CREW 1000 '20-22, 1000 '20-22, DIESEL '20-22



CANVAS STORAGE - CREW

- Attaches easily to the rear of the front seat in your crew vehicle
- Provides storage pockets for a variety of items, ensuring they're always within reach

» 2889268

CREW XP 1000 '18-22, CREW '20-22, DIESEL '20-22



75+ COMBINATIONS TO MAKE IT YOUR OWN

With a full line of Lock & Ride accessories, you can haul more and do more. Use the chart below to see what combinations work together.

POLARIS RANGER STORAGE MATRIX XP 1000 / 1000 570 FULL-SIZE		LOCK & RIDE Tip-Down Headache Rack TOP SELLER	LOCK & RIDE CargoMax System	LOCK & RIDE Bed Extender/Divider	LOCK & RIDE Storage Box	LOCK & RIDE Tool Rack	LOCK & RIDE Chainsaw Mount	LOCK & RIDE 60 Gallon Boomless Utility Sprayer	Cargo Bed Rear Winch	LOCK & RIDE Front Brushguard Storage Rack	LOCK & RIDE Tonneau Cover	Cargo Bed Mat	NEW RHINO-RACK Roof Rack - 3-Seat	NEW RHINO-RACK Bed Rack - 3-Seat & Crew	NEW RHINO-RACK Roof Rack - Crew
		2881531	2882177	2882752	2883279	2881533	2879354	2879799	2884215	2883971	2884218	2882751	2889236	2889236	2889237
LOCK & RIDE	Tip-Down Headache Rack TOP SELLER	2881531	✓	✓	✓		✓	✓		✓		✓	✓		✓
LOCK & RIDE	CargoMax System	2882177	✓		✓ ²					✓		✓	✓		✓
LOCK & RIDE	Bed Extender/Divider	2882752	✓		✓	✓	✓		✓	✓		✓	✓		✓
LOCK & RIDE	Storage Box	2883279	✓	✓ ¹		✓	✓		✓	✓		✓	✓		✓
LOCK & RIDE	Tool Rack	2881533		✓	✓		✓		✓	✓		✓	✓		✓
LOCK & RIDE	Chainsaw Mount	2879354	✓	✓	✓	✓		✓	✓	✓		✓	✓		✓
LOCK & RIDE	60 Gallon Boomless Utility Sprayer	2879799	✓				✓		✓	✓		✓	✓		✓
	Cargo Bed Rear Winch	2884215		✓	✓	✓	✓	✓		✓			✓		✓
LOCK & RIDE	Front Brushguard Storage Rack	2883971	✓	✓	✓	✓	✓	✓	✓		✓	✓	✓	✓	✓
LOCK & RIDE	Tonneau Cover	2884218								✓		✓	✓		✓
	Cargo Bed Mat	2882751	✓	✓	✓	✓	✓	✓	✓	✓	✓		✓	✓	✓
RHINO-RACK	NEW Roof Rack - 3-Seat	2889236	✓	✓	✓	✓	✓	✓	✓	✓	✓	✓		✓	
RHINO-RACK	NEW Bed Rack - 3-Seat & Crew	2889236								✓		✓	✓		✓
RHINO-RACK	NEW Roof Rack - Crew	2889237	✓	✓	✓	✓	✓	✓	✓	✓	✓	✓	✓		

¹ Storage box at front of cargo box if not used with Tip-down Headache Rack

² Storage box at front of cargo box

LOCK & RIDE QUICKSTRAP

- The quickest and most secure way to mount Polaris accessories
- Sold as a pair

» 2882187

ALL COOLERS,
RANGER CARGO BOXES



LOCK & RIDE D-RINGS TOP SELLER

- The most versatile Lock & Ride accessory - add as many as you need to secure your cargo with bungee cords or straps

» 2881545

ALL RANGER CARGO BOXES



3.8 cm x 4.6 m 2495 kg RATCHET STRAP

- Heavy-duty webbing
- 2,495 kg Maximum Load / Working Load
- 2 Pack

» 2884031

5.1 cm x 6.1 m 4536 kg RATCHET STRAP

- Heavy-duty webbing
- 4,536 kg Maximum Load / 1,497 kg Working Load
- Floating D-Rings and Double J-Hooks

» 2884032

STORAGE

LOCK & RIDE

CHAINSAW MOUNT

- Can be secured to the outside of the bed wall so your chainsaw is within reach at all times

» 2879354

XP 1000 '17-22, CREW XP 1000 '18-22,
CREW 1000 '20-22, 1000 '20-22, DIESEL '20-22



LOCK & RIDE

227 L BOOMLESS UTILITY SPRAYER

» 2879799

XP 1000 '17-22, CREW XP 1000 '18-22,
CREW 1000 '20-22, 1000 '20-22,
DIESEL '20-22



BED ESSENTIALS

FIRE EXTINGUISHER HOLDER

- Only holds a 8.3 cm diameter extinguisher
- Quick release strap allows for easy use

» 2882158

XP 1000 '17-22, CREW XP 1000 '18-22,
CREW 1000 '20-22, 1000 '20-22, DIESEL '20-22



ELECTRONIC CARGO BOX LIFT

» 2884141

XP 1000 '18-22, CREW XP 1000 '19-22,
CREW 1000 '20-22, 1000 '20-22,
DIESEL '20-22



RIDE & REPAIR ESSENTIALS KIT

» 2881207

XP 1000 '17-22, CREW XP 1000 '18-22,
CREW 1000 '20-22, 1000 '20-22,
DIESEL '20-22



CARGO BED MAT

- Non-slip surface to better secure loads and keep cargo bed clean

» 2882751

XP 1000 '18-22, CREW XP 1000 '19-22,
CREW 1000 '20-22, 1000 '20-22,
DIESEL '20-22



TOW & HAUL



TRAILER BALLS

» 5 cm WITH 1.9 cm SHANK
2877603

» 4.8 cm WITH 1.9 cm SHANK
2877602



5 cm BALL MOUNT

» 5 cm RECEIVER
2875320



3:1 HITCHES

» 5 cm x 5 cm RECEIVER
2830522

ALL RANGER MODELS

» 3 cm x 3 cm RECEIVER
2830523

ALL RANGER MODELS



» 4.8 cm REPLACEMENT BALL
2830524

ALL RANGER MODELS



TASK-SPECIFIC TOOLS

LOCK & RIDE TOOL RACK

- Attach on the inside or outside of the cargo bed

» 2881533

XP 1000 '17-22, CREW XP 1000 '18-22, CREW 1000 '20-22, 1000 '20-22, DIESEL '20-22



ORGANIZE & PROTECT

LOCK & RIDE STORAGE BOX

- Enough room to store all the tools you need to get the job done
- Internal organizational dividers keep gear from rolling around
- Easily detaches from vehicle

» 2883279

XP 1000 '17-22, CREW XP 1000 '18-22, CREW 1000 '20-22, 1000 '20-22, DIESEL '20-22



DO MORE:




COOLERS

P. 48



HUNT

P. 50



COLD WEATHER

P. 52



LIGHTING

P. 58

CONNECTED TECHNOLOGY

POLARIS RIDECOMMAND



PLAN. TRACK. SHARE. CONNECT.

PLAN YOUR RIDE

Plan an epic ride with stops along the way, customise and adjust your path to maximise your route. You can even share your planned route with friends.

WAYPOINTS

Follow user-defined locations to keep track of important locations like hunting stands or blinds, food plots, needed maintenance around the farm or ranch, and so much more.

INDUSTRY'S ONLY PLOW MODE

Allows for quicker snow removal with an adjusting plow position. When gear is in low, the plow automatically drops. When put in reverse, the plow automatically lifts.

BACK UP TO A TRAILER

The back-up camera now makes it easier and faster than ever to hook up a trailer, and automatically turns on when put in reverse.



AVAILABLE ON RIDE COMMAND MODELS & AS AN ACCESSORY 7" DISPLAY POWERED BY RIDE COMMAND



- **Bright, 7" touchscreen** visible in all conditions
- **Pre-Loaded Maps**
Available offline on the in-dash display so you always know where you are.
- **Route Planning**
Add points of interest and waypoints to make the most of your off-road adventure.
- **Camera Integration**
Navigate with full view of your surroundings. Use the integrated rear camera to see others behind you while riding.
- **Personalized Audio Experience**
Seamlessly pair your display via Bluetooth to wirelessly stream music and stay connected with call and text alerts.
- **Configurable Gauges**
Customise your ride experience with elevation, travel direction, fuel level and more to create relevant screens for you.
- **Plow Mode**
Included on XP 1000 '18-20 and CREW XP 1000 '19-20 models (see P. 52 for details).

» 2884072

XP 1000 '19-22, CREW XP 1000 '19-22, CREW 1000 '20-22, 1000 '20-22
SPEAKERS NOT INCLUDED. MUST CHOOSE AUDIO PACKAGE FOR AUDIO OUTPUT.



RIDE COMMAND INSTALL MOUNT



- Necessary mount for your 7" Display Powered by RIDE COMMAND
- Seamless fit and finish
- Includes necessary wiring harness and reverse camera kits

» 2889309

XP 1000 '22, CREW XP 1000 '22,
CREW 1000 '22, 1000 '22
FOR NORTHSTAR AND ALL OTHER
MODELS WITHOUT 900 WATT

» 2889310

XP 1000 '22, CREW XP 1000 '22,
CREW 1000 '22, 1000 '22
FOR 900 WATT STATOR

» 2889163 FALL AVAILABILITY

SP 570 '22



ELECTRICAL ACCESSORIES

Polaris PULSE is a revolutionary way to provide additional power locations on your vehicle, and makes adding electrical accessories a snap. Electrical accessories are easier to install on the roof, with designated routing areas and plug and play connections.

Look for  to identify Polaris Pulse ready accessories.

ADD ELECTRICAL SYSTEM ACCESSORIES IN 4 EASY STEPS

STEP 1

CHOOSE A POLARIS PULSE READY ROOF	XP 1000/1000	CREW XP 1000/1000	SP 570	CREW SP 570
Premium Roof - Poly - Polaris Pursuit Camo	2882913	2883277	N/A	
Premium Roof - Poly - Black	2882912	N/A	N/A	
Sport Roof - Poly - Black	2882911	2883274	2885077	2885078

STEP 2

ADD THE POLARIS PULSE ROOF 6	XP 1000/1000	CREW XP 1000/1000	SP 570	CREW SP 570
Polaris PULSE Roof 6		2882904		
Polaris PULSE Wiring Harness - Crew Extension		N/A	2889185	

THE FOLLOWING ACCESSORIES EASILY PLUG INTO THE FACTORY INSTALLED POLARIS PULSE UNDER THE HOOD:

	XP 1000/1000	SP 570
8-Vent Heater & Defrost System	P. 28	P. 78
Horn	P. 29	P. 78
Plow Controller	P. 30	P. 79
160 Watt, Waterproof AM/FM Bluetooth Audio System**	P. 34	P. 78
Light Bars	P. 58	P. 58



POLARIS PULSE UNDERHOOD BUS BAR - 6 POSITION 1000 ONLY

- If upgrading to more than three accessories attaching to the underhood PULSE location, replace 3-Position Bus Bar with the Polaris PULSE Underhood Bus Bar - 6 Position

» 2884183

CREW 1000 '20-22, 1000 '20-22, DIESEL '20-22

POLARIS FRONT PULSE BAR AND HARNESS

- This kit is required to install any electrical accessories on a base RANGER SP 570

» 2889185

SP 570 '22

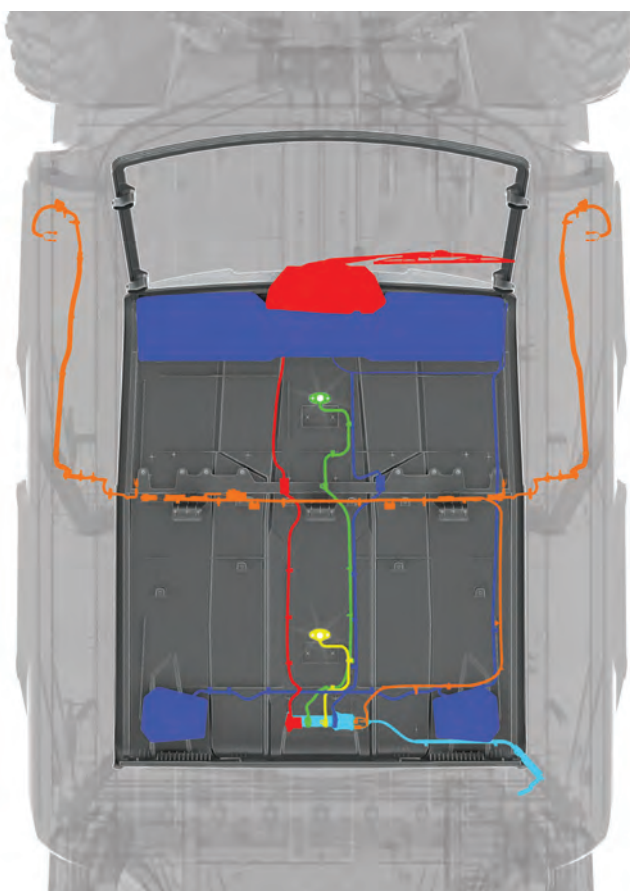
POLARIS PULSE BATTERY TENDER ADAPTER

- Connects your BatteryMinder® or trickle charger to your vehicle

» 2884297

XP 1000 '18-21, CREW XP 1000 '19-22, CREW 1000 '20-22, 1000 '20-22, SP 570 '22, CREW SP 570 '22, DIESEL '20-22

POLARIS PULSE READY ROOF WIRING EXAMPLE



CREW XP 1000 POLARIS PULSE WIRING SHOWN



STEP 3 ADD ACCESSORIES*

POWER WINDOW DOORS	XP 1000/ 1000	CREW XP 1000/1000	SP 570	CREW SP 570
Power Window Doors - Poly - Black	2884338		N/A	
Polaris PULSE Wiring Harness - Crew Extension	N/A	2883231	N/A	

WINDSHIELD WIPER & WASHER SYSTEM	XP 1000/ 1000	CREW XP 1000/1000	SP 570	CREW SP 570
Windshield Wiper & Washer System	2883974		2885083	
Polaris PULSE Wiring Harness - Crew Extension	N/A	2883231	2889185	

AUDIO: VISOR AUDIO + REAR SPEAKERS	XP 1000/ 1000	CREW XP 1000/1000	SP 570	CREW SP 570
300 Watt AM/FM, Bluetooth Audio Visor with Four 16.5 cm Waterproof Speakers**	2882888		N/A	
Rear Overhead Speakers	2882876		N/A	
Polaris PULSE Wiring Harness - Crew Extension	N/A	2883231	N/A	

AUDIO: DASH RADIO & VISOR SPEAKERS	XP 1000/ 1000	CREW XP 1000/1000	SP 570	CREW SP 570
160 Watt, Waterproof AM/FM Bluetooth Audio System**	2882750		N/A	
300 Watt Overhead Audio Visor Speakers	2882891		N/A	
JBL® Dash Audio Kit	N/A		2885081	
Polaris PULSE Wiring Harness - Crew Extension	N/A	2883231	2889185	

MULTI-FUNCTION DOME LIGHT	XP 1000/ 1000	CREW XP 1000/1000	SP 570	CREW SP 570
Multi-Function Cab Light (Front) †	2882871		2889159	
Polaris PULSE Wiring Harness - Crew Extension	N/A	2883231	2889185	

*Add accessories to models without 7" Display Powered by RIDE COMMAND

**The FM Frequency range is from 88 to 108 and only on the odds (i.e. 88.1, 88.3, etc.)

†To add a Multi-Function Dome Light for rear passengers, add an additional 2882871

STEP 4 FINISHING TOUCH

CONCEAL WIRING FOR A FINISHED, COMFORTABLE LOOK	XP 1000/ 1000	CREW XP 1000/1000	SP 570	CREW SP 570
Premium Roof Liner	2882914	2883457	2885093	2885094



EASILY ADD LIGHTING

With Polaris PULSE it's easy to add RIGID and Pro Armor lighting to your RANGER. All LED Light bars listed on P. 58-59 are Polaris PULSE ready, making installation that much easier.

POLARIS PULSE LIGHT BAR WIRING LOCATIONS

FRONT BUMPER // ROOF - FRONT MOUNTED // ROOF - REAR MOUNTED // *CREW ROOF - REAR MOUNTED

*Requires Extension

RANGER XP 1000 / 1000	RANGER SP 570
1 LIGHT WITH 1 SWITCH	
TOP SELLER Polaris PULSE Wiring Harness - 1 LED Light Bar • 2883230	Polaris PULSE Wiring Harness - 1 LED Light Bar • 2889161
2 LIGHTS WITH 1 SWITCH	
TOP SELLER Polaris PULSE Wiring Harness - 1 LED Light Bar • 2883230 Y-Harness • 2879860	N/A
2 LIGHTS WITH 2 SWITCHES	
TOP SELLER Polaris PULSE Wiring Harness - 1 LED Light Bar • 2883230	Polaris PULSE Wiring Harness - 1 LED Light Bar • 2889161
TOP SELLER Polaris PULSE Wiring Harness - 1 LED Light Bar • 2883230	Polaris PULSE Wiring Harness - 1 LED Light Bar • 2889161
EXTENSIONS FOR CREW	
Polaris PULSE Wiring Harness - 1 LED Light Bar - Crew Extension 2883231	N/A

KEEP IT ICE COLD

28, 57 & 99
LITRE FEATURES



ComfortCarry
Handles



TravelLock
System



EasyOut
Drain System



NoSlip
Rubber Feet



PolarWall
Insulation



IceLock
Seal



99 LITRE

- » GRAPHITE • 2883426
- » DESERT • 2883392



57 LITRE

- » GRAPHITE • 2883425
- » DESERT • 2881259



28 LITRE

- » GRAPHITE • 2883424
- » DESERT • 2881315

ESSENTIAL ACCESSORIES SO YOUR COOLER WORKS AS HARD AS YOU DO

COOLER ACCESSORIES		99 LITRE	57 LITRE	28 LITRE
	WIRE BASKET	2883648	2882185	2882438
	DIVIDERS Doubles as cutting board	2883468 COMES WITH ONE DIVIDER 1 way to partition	2882184 COMES WITH TWO DIVIDERS 2 ways to partition	2882186 COMES WITH ONE DIVIDER 1 way to partition
	SEAT CUSHION	NOT AVAILABLE	2882179	2882507
	WHEELS	2883967	2882180	NOT AVAILABLE

GRIZZLY TESTED.

POLARIS APPROVED.



This cooler is IGBC-approved, meaning it withstands the power expended by a typical grizzly bear if it was trying to get inside.

Seriously, there are experts who know what a grizzly is capable of doing, and they certify our coolers can take it.



POLARIS NORTHSTAR COOLERS CAN SURVIVE JUST ABOUT ANYTHING - FROM EXTREME HEAT TO A NASTY TUMBLE OFF A VEHICLE.



14 LITRE

» GRAPHITE • 2883968



NEW

19 LITRE SOFT-SIDED COOLER

» 2889285

DON'T FORGET THESE ACCESSORIES



TUMBLERS

» 887 ml (shown) • 2883394
» 591 ml • 2883393



**LOCK & RIDE
QUICKSTRAP**

» 2882187
ALL COOLERS AND POLARIS
RANGER CARGO BOXES



BOTTLE OPENER

» 2882183
ALL COOLERS

COMMON

3-SEAT & CREW /
2-SEAT & CREW

CONNECTED
TECHNOLOGY

ELECTRICAL
ACCESSORIES

COOLERS

HUNT

COLD WEATHER

PLOWS

LIGHTING

WHEELS & TYRES



PROTECTING YOUR ESSENTIAL GEAR SINCE 1943



KOLPIN STRONGHOLD SYSTEM

Polaris is proud to partner with Kolpin Outdoors, an industry leader in off-road accessories and the premier name in gun boots and mounts. If you need to secure a firearm while riding, simply attach the auto-latch mount and choose your Gun Boot.

IDEAL FOR SECURE TRANSPORT OF SCOPED RIFLES AND SHOTGUNS



STEP 1 CHOOSE YOUR MOUNT



LOCK & RIDE KOLPIN STRONGHOLD AUTO-LATCH DOUBLE BOOT MOUNT

- Precision angle adjustable for a custom fit
 - Provides a quick and secure attachment point
- » DOUBLE BOOT MOUNT • 2883970
» SINGLE BOOT MOUNT • 2884106



NEW RHINO-RACK® - GUN BOOT MOUNT

- Bracket used to mount Kolpin Stronghold Gun Boots to Rhino-Rack® systems when paired with Auto-Latch Mount (2884106), sold separately
- » 2889337
XP 1000 '18-22, CREW XP 1000 '19-22, CREW 1000 '20-22, 1000 '20-22, DIESEL '20-22
REQUIRES AUTO-LATCH MOUNT 2884106 TO MOUNT TO VEHICLE
SEE P. 38 FOR MORE RHINO-RACK® PRODUCTS

STEP 2 CHOOSE YOUR BOOTS



KOLPIN STRONGHOLD GUN BOOT XL

- Lockable and TSA approved
 - Includes padded, zippered internal protective liner
 - 132 cm L x 9.5 cm W x 26.7 cm H
- » 2882036
REQUIRES AUTO-LATCH MOUNT 2883970 OR 2884106 TO MOUNT TO VEHICLE

KOLPIN STRONGHOLD GUN BOOT L

- 132 cm L x 12 cm W x 23.5 cm H
- » 2882426
REQUIRES AUTO-LATCH MOUNT 2883970 OR 2884106 TO MOUNT TO VEHICLE

LOCK & RIDE GUN RACK 6

- Adjustable to store guns at an angle or vertical (shown at angle)
 - Holds six rifles or shotguns securely with soft rubber v-grips
 - Stock is secured in place with a soft molded rubber inlay along the bottom of the rack
 - Rack can be adjusted into three positions based on firearm height
- » 2882159
XP 1000 '17-22, CREW XP 1000 '18-22, CREW 570 FULL SIZE '18-22, CREW 1000 '20-22, 570 FULL SIZE '17-22, 1000 '20-22, DIESEL '20-22





CARGO BED REAR WINCH

- Assists lifting heavy objects like hay bales or big game up into rear cargo bed
- 136 kg winch mounts high on rear cab frame
- Equipped with 4.6 m of premium synthetic rope

» 2884215

XP 1000 '18-22, CREW XP 1000 '19-22,
CREW 1000 '20-22, 1000 '20-22, DIESEL '20-22



IN-CAB GUN MOUNT

- Gives you instant gun access in the field
- Mounts securely to the floor and adjusts up to 45° forward
- Robust, molded gun butt holder at base
- Quick-release barrel straps
- Easily removable
- Accommodates scope-equipped rifles

» 2883263

XP 1000 '18-22, CREW XP 1000 '19-22,
CREW 1000 '20-22, 1000 '20-22, DIESEL '20-22
NORTHSTAR EDITION REQUIRES 2208023
HWD KIT TO INSTALL ON THE 2019 AND
NEWER MODELS



POLARIS PURSUIT CAMO SxS FIELD COVER

- Full-coverage camo print cover hides your side-by-side while in the field
- Lightweight material protects your RANGER from inclement weather

» 2882160

XP 1000 '18-22, EV '11-22, 570 FULL SIZE '17-22,
570 '14-21, SP 570 '22, 500 '11-22, 1000 '20-22,
DIESEL '20-22

KOLPIN RHINO GRIPS

IDEAL FOR CARRYING RIFLES,
SHOTGUNS, BOWS AND CROSSBOWS



LOCK & RIDE

RHINO GRIP PRO

» 2884107

ALL RANGER MODELS (EXCEPT 150 EFI)



LOCK & RIDE

RATCHETING RHINO GRIP

» 2881575

ALL RANGER MODELS (EXCEPT 150 EFI)



LOCK & RIDE

RHINO GRIP XLR

» 2881574

ALL RANGER MODELS (EXCEPT 150 EFI)



LOCK & RIDE

RHINO GRIP XLR DOUBLES

» 2889166

ALL RANGER MODELS (EXCEPT 150 EFI)



RHINO GRIP PRO REPLACEMENT RUBBER STRAPS (2)

» 2884109

RHINO GRIP PRO



RHINO GRIP XLR REPLACEMENT RUBBER STRAPS (2)

» 2889204

RHINO GRIP XL

Never transport a loaded firearm. Verify firearm is unloaded prior to mounting. Please refer to local laws and regulations regarding the requirements for the legal transport of firearms.

COMMON

3-SEAT & CREW /
2-SEAT & CREW

CONNECTED
TECHNOLOGY

ELECTRICAL
ACCESSORIES

COOLERS

HUNT

COLD WEATHER

PLOW

LIGHTING

WHEELS & TYRES

COLD WEATHER

**GET READY FOR WINTER
WITH PLOWS AND TRACKS.**
SEE P. 54 FOR PLOW DETAILS

POLARIS PLOW MODE

**EXCLUSIVE TO RANGER XP 1000
RIDE COMMAND FOR 2020-2022**

**7" DISPLAY POWERED
BY RIDE COMMAND**

» 2884072

XP 1000 '19-22, CREW XP 1000 '19-22,
CREW 1000 '20-22, 1000 '20-22

SEE
P. 44

Plow mode functionality does not control hydraulic lift and angle



**PLOW IS AUTOMATICALLY LOWERED
WHEN SHIFTING INTO LOW**



**PLOW IS AUTOMATICALLY RAISED WHEN
SHIFTING INTO REVERSE**



**BACK DRAG MODE ALLOWS FOR PULLING
SNOW AWAY FROM BUILDINGS**



PROSPECTOR PRO TRACK MOUNT KIT

• Install this track system mounting hardware in place of tyres and wheels.
Tracks sold separately.

» 2889425 **NEW**

XP 1000 '21-22, CREW XP 1000 '21, CREW 1000
'20-22, 1000 '21-22. FITS MODELS WITH NON-
HIGH CLEARANCE A-ARMS

» 2889426 **NEW**

XP 1000 '21-22, CREW XP 1000 '21-22. FITS
MODELS WITH HIGH CLEARANCE A-ARMS

» 2882783

XP 1000 '18-21, CREW XP 1000 '19-21,
CREW 1000 '20-21, 1000 '20-21

» 2880071

CREW 570-4 '15-21, 570 '14-21, 500 '17-22

» 2889196

SP 570 '22

PROSPECTOR PRO TRACK

» 2880758

570 '14-21 WITH EPS, CREW 570 '14-21 WITH EPS,
SP 570 '22, CREW SP 570 '22

» 2880757

CREW 570-4 '14-21, 570 '14-21, 500 '17-22

» 2883313

XP 1000 '18-22, CREW XP 1000 '18-22,
CREW 1000 '20-22, 1000 '20-22

POLARIS-SPECIFIC GEARING PROVIDES 1:1 RATIO TO:

- Minimize track slip, providing better climbing ability and improved traction in deep snow
- Improve top speed over prior models by approximately 5%
- Reduce operating RPM for a quieter ride
- Improve driveline durability, which allows vehicle to run at a lower RPM, decreasing engine wear

New front dual stabilizer
for improved stability



Polaris Exclusive optimized hub geometry that
minimizes feedback and eases steering effort

Lightweight design provides for better flotation, eases
steering effort, and provides better vehicle control

If using Glacier Pro Plow System with tracks, Track Plow Extension is required (2889267)

For year-round use, Polaris recommends the use of Intake Update Kit (2880673) on any RANGER XP 1000 '17, RANGER XP 1000 CREW '14-18 with tracks installed. To keep intake system working optimally, this kit pre-filters out fine snow and dust.

Otter®



FEATURES

- Fits 1-2 people
- 2.46 square meter
- Set up dimensions: 170.2 L x 151.1 W x 199.4 H cm
- Cover included
- 2 top sealable vents
- Front entry door with dual coil zippers
- 2 sewn-in TPU crack resistant windows
- Insulated corners for complete coverage
- Interior draft skirt with extra-long perimeter

POLARIS RANGER COMPATIBLE MODELS



XP 1000 '15-22, CREW XP 1000 '16-22, CREW 1000 '20-22, 1000 '20-22



CREW 570 FULL SIZE '18-22, 570 FULL SIZE '17-22

LOCK & RIDE

Polaris XT Pro Lodge
by *Otter*

» 2882199


VEHICLE WITH TRACKS
WILL REDUCE SITTING
SPACE IN HOUSE SLIGHTLY



LOCK & RIDE Easy On & Off




Room for Ice Fishing Gear




Seating not included

Comfortable Fishing for 2

EASY SET UP



Otter THERMAL **TEC**



OUTER SHELL

Provides outstanding wind and light blocking capabilities

INNER LINING

The full thermal quilted inner shell provides higher lofting while locking in heat and virtually eliminating condensation



LIGHTWEIGHT

Oversized square tube aluminium frame with anodized receiver tubes and ultra-glide operation



"The full-thermal Otter Ice House from Polaris sets up in minutes, is spacious enough for two anglers to fish in comfort and stows quickly on the back of your RANGER. It is the premium shelter solution for ice anglers that rely on their Polaris RANGER for mobility out on the ice."

- James Holst, InDepth Outdoors

Otter is a registered trademark of Otter Outdoors, LLC

REAR 27" TYRE CHAINS

- Improve traction in deep snow and icy terrain
- Designed to fit on the 11" wide rear tyres of the RANGER XP 1000

» 2889242

COMMON

3-SEAT & CREW /
2-SEAT & CREW

CONNECTED
TECHNOLOGY

ELECTRICAL
ACCESSORIES

COOLERS

HUNT

COLD WEATHER

PLOWS

LIGHTING

WHEELS & TYRES

GLACIER[®] PRO HD PLOW SYSTEM

HYDRAULIC CONTROL FOR EXTREME SNOW REMOVAL

A robust frame and tough blades, combined with a convenient hydraulic angle system, allow your Glacier Pro HD to move serious snow while you remain comfortable. Thanks to Lock & Ride technology, the Pro HD comes standard with a convenient kickstand attachment to the plow frame, giving you the easiest attachment.

XP 1000/1000 PLOW SYSTEMS (REQUIRES WINCH, SOLD SEPARATELY)

Choose a Glacier Pro HD Plow System, designed to help you get the most out of your RANGER during snowy months. Select a system based on your plowing needs with premium add-ons including a hydraulic lift system or additional plow accessories.

NEW GLACIER PRO HD PLOW SYSTEM WITH HYDRAULICS & ACCESSORIES

System includes:

- Frame (2883255)
- 183 cm Poly Plow (2879317)
- Hydraulic Angle (2885103)
- Hydraulic Controller (2883247)
- Plow Markers (2872726)
- Back Drag Bar (2889329)
- Plow Extensions (2889328)

» 3880002

XP 1000 '18-22, CREW XP 1000 '19-22, CREW 1000 '20-22, 1000 '20-22

REQUIRES LIFT METHOD: SEE WINCHES

NEW GLACIER PRO HD PLOW SYSTEM WITH HYDRAULICS

System includes:

- Frame (2883255)
- 183 cm Poly Plow (2879317)
- Hydraulic Angle (2885103)
- Hydraulic Controller (2883247)
- Plow Markers (2872726)

» 3880003

XP 1000 '18-22, CREW XP 1000 '19-22, CREW 1000 '20-22, 1000 '20-22

REQUIRES LIFT METHOD: SEE WINCHES

NEW GLACIER PRO HD PLOW SYSTEM

System includes:

- Frame (2883255)
- 183 cm Steel Plow (2879874)

» 3880004

XP 1000 '18-22, CREW XP 1000 '19-22, CREW 1000 '20-22, 1000 '20-22

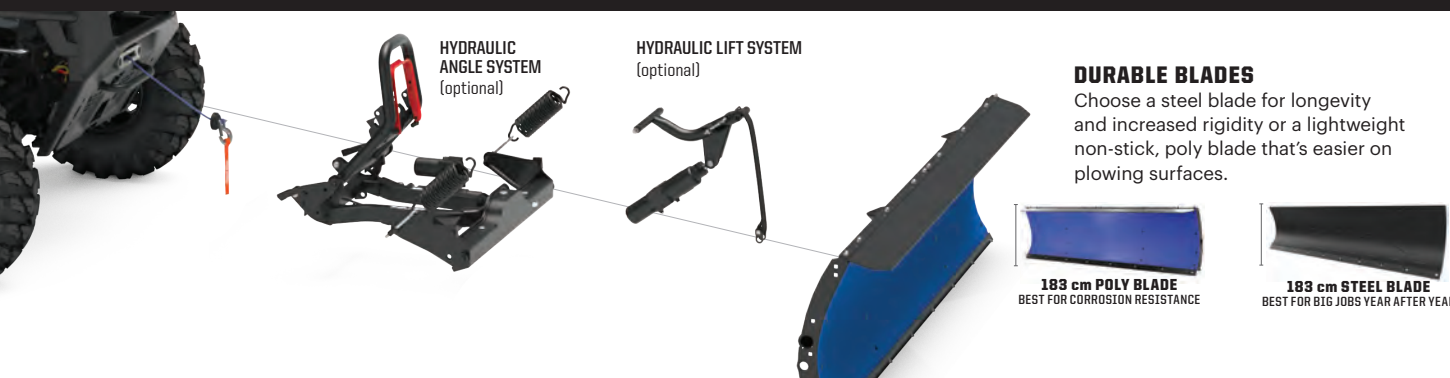
REQUIRES LIFT METHOD: SEE WINCHES

BUILD YOUR XP 1000/1000 PLOW SYSTEM

» 183 cm Blades

» Choice of poly or steel

» Hydraulic lift & angle system option



DURABLE BLADES

Choose a steel blade for longevity and increased rigidity or a lightweight non-stick, poly blade that's easier on plowing surfaces.



BUILD YOUR PLOW SYSTEM	STEP 1 SELECT A MOUNT	STEP 2 SELECT A FRAME	STEP 3 SELECT PLOW CONFIGURATION		STEP 4 SELECT A BLADE
MODELS	MOUNT	FRAME	HYDRAULICS	WINCHES	BLADES
XP 1000 '18-22 CREW XP 1000 '19-22 1000 '20-22 CREW 1000 '20-22	Not Required Integrated into Factory Bumper NON EPS RANGER 1000 REQUIRES FRONT BUMPER	NEW 2889308 <small>FALL AVAILABILITY</small> Track Extension 2879871 Replacement T Shear Pin 2204829 Glacier Pro HD Kickstand System 2207382	Hydraulic Lift System 2883410 Glacier Pro HD Plow Hydraulic Angle System 2885103 <small>TOP SELLER</small> Power Controller Required for hydraulic components 2883247	Polaris Pro HD 2,722 kg Winch 2882710 <small>TOP SELLER</small> Polaris Pro HD 2,041 kg Winch 2882711 Power Controller Winch Adapter 2884159	183 cm Poly 2879317 <small>TOP SELLER</small> 183 cm Steel 2879874

SELECT ACCESSORIES

PLOW BLADE SNOW DEFLECTOR

- » 183 cm • 2858541
- » 168 cm • 2879866
- » 152 cm • 2871808

HEAVY-DUTY SNOW PLOW DEFLECTOR

- » 183 cm • 2884160

QUICK RELEASE SKID SHOES

- Helps prevent blade wear
- Hardened steel for industrial strength
- » 2205223

COIL SPRING SPACER

- Keep the front end of the vehicle up and improve ride quality when using a plow on strut or A-Arm vehicles
- » 2872655

NEW WINTER AVAILABILITY GLACIER 6" PLOW EXTENSIONS

- 6" steel plow extensions that attach to the side of 66" and 72" Glacier Pro HD plows
- » 2889328



POLARIS SP 570 PLOW SYSTEMS (REQUIRES WINCH, SOLD SEPARATELY)

NEW GLACIER PRO HD PLOW SYSTEM WITH HYDRAULICS

System includes:

- Frame (2880260)
- 183 cm Steel Plow (2880270)
- Hydraulic Angle (2885104)
- Hydraulic Controller (2889162)
- Plow Markers (2872726)

» 3880006

SP 570 '22 & CREW SP 570 '22
REQUIRES LIFT METHOD: SEE WINCHES

NEW GLACIER PRO HD PLOW SYSTEM (NON BASE MODELS)

System includes:

- Frame (2880260)
- 188 cm Poly Plow (2880269)

» 3880007

SP 570 '22 & CREW SP 570 '22
REQUIRES LIFT METHOD:
SEE WINCHES AND HYDRAULIC LIFT OPTION

NEW GLACIER PRO HD PLOW SYSTEM (BASE MODELS ONLY)

System includes:

- Mount (2880261)
- Frame (2880260)
- 188 cm Poly Plow (2880269)

» 3880008

SP 570 '22 & CREW SP 570 '22
REQUIRES LIFT METHOD:
SEE WINCHES AND HYDRAULIC LIFT OPTION

BUILD A PLOW SYSTEM

BUILD YOUR SP 570/570/500/570 FULL-SIZE PLOW SYSTEM

» 183 cm or 168 cm Blades

» Choice of poly or steel

» Hydraulic angle system option



CHOOSE A PLOW SYSTEM

BUILD YOUR PLOW SYSTEM	STEP 1 SELECT A MOUNT	STEP 2 SELECT A FRAME	STEP 3 SELECT PLOW CONFIGURATION		STEP 4 SELECT A BLADE
MODELS	MOUNT	FRAME	HYDRAULICS	WINCH	BLADES
570 FULL-SIZE '16-22 CREW 570 FULL-SIZE '16-22 500 '10-22 570/CREW 570 '10-21 LI-ION EV & EV '15-22	2880261	TOP SELLER 2880260 Track Extension 2880267	Glacier Pro HD Plow Hydraulic Angle System 2885104 Power Controller 2879227 NO SHIFTER TO MOUNT CONTROLLER ON EV REQUIRED FOR HYDRAULIC COMPONENTS	Polaris Pro HD 2,041 kg Winch 2882238 Polaris Pro HD 2,041 kg Winch 2885096 FALL AVAILABILITY	TOP SELLER 183 cm Steel 2880270 168 cm Poly 2880269 TOP SELLER Steel 2880268
SP 570/CREW SP 570 '22	NEW 2889577 FALL AVAILABILITY NEW 2889195 WINTER AVAILABILITY NOT REQUIRED ON PREMIUM AND NORTHSTAR EDITION MODELS	Replacement Shear Pin 2205527			

WEAR BARS

- Protect your plow blade and minimize wear on the actual blade

- » 183 cm • 2204976
- » 168 cm • 2879867
- » 152 cm • 2877243
- » HD 183 cm • 2879875
- » HD • 2879868

NEW PLOW BACK DRAG BAR

- Has a hinged, rear facing cutting edge that improves back dragging performance and allows the bar to float when plowing forward to reduce wear and tear

» 2889329

QUICK RELEASE SKID SHOES

- Helps prevent blade wear
- Hardened steel for industrial strength

» 2208864

PLOW MARKER

- Helps driver monitor plow blade position
- Sold in pairs

» 2872726

PLOW LINK

» 2204974

GLACIER[®] HD

PLOW SYSTEM

MAKE QUICK WORK OF

THE SMALLER JOBS


Move some snow with the sturdy and capable Glacier HD plow system, and discover why a major snowfall can be the highlight of your week. With a robust frame, beefy poly and steel blade options, convenient Lock & Ride mounting and dismounting and amazing value, Glacier HD is a great choice in the dead of winter.

3-SEAT & CREW

» 183 cm or 168 cm Blades

» Choice of poly or steel

» Manual angle system standard



BLADE MATERIAL

Durable poly and steel blades are designed to push more. Choose a steel blade for longevity and increased rigidity or a lightweight non-stick, poly blade that's easier on plowing surfaces.

BUILD A PLOW SYSTEM					BUY A PLOW SYSTEM
	STEP 1 SELECT A MOUNT	STEP 2 SELECT A FRAME	STEP 3 SELECT A LIFT METHOD	STEP 4 SELECT A BLADE	NEW GLACIER HD PLOW SYSTEM <hr/> System includes: • Frame (2882927) • 183 cm Steel Plow (2880270) » 3880005 XP 1000 '18-22, CREW XP 1000 '19-22, CREW 1000 '20-22, 1000 '20-22 REQUIRES LIFT METHOD: SEE WINCHES AND HYDRAULIC LIFT OPTION
MODELS	MOUNT	FRAME	WINCHES	BLADES	
XP 1000 '18-22 CREW XP 1000 '19-22 1000 '20-22 CREW 1000 '20-22 NOT COMPATIBLE WITH 29" OR LARGER TYRES	Not Required Integrated into Factory Brushguard NON EPS RANGER 1000 REQUIRES FRONT BUMPER	NEW 2889307 FALL AVAILABILITY Replacement Shear Pin 2205527	TOP SELLER Polaris HD 2,041 kg Winch 2882714	183 cm Steel 2880270 168 cm Poly 2880269 TOP SELLER 168 cm Steel 2880268	

SELECT ACCESSORIES

WEAR BARS

- Protect your plow blade and minimize wear on the actual blade
- » 183 cm • 2204976
- » 168 cm • 2879867
- » 152 cm • 2877243
- » HD 183 cm • 2879875
- » HD 168 cm • 2879868

PLOW BLADE SNOW DEFLECTOR

- » 183 cm • 2858541
- » 168 cm • 2879866
- » 152 cm • 2871808

HEAVY-DUTY SNOW PLOW DEFLECTOR

- » 183 cm • 2884160

QUICK RELEASE SKID SHOES

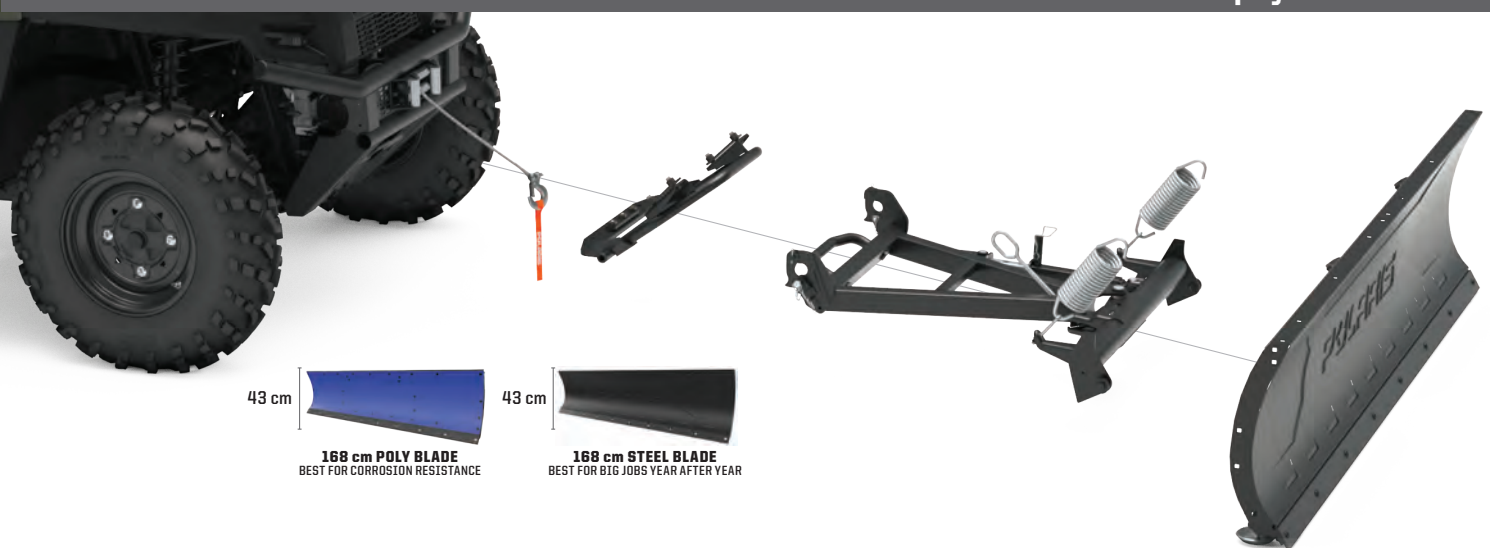
- Helps prevent blade wear
- Hardened steel for industrial strength
- » 2208864




2-SEAT & CREW 570 FULL-SIZE & CREW

» 168 cm
Blades

» Choice of
poly or steel



43 cm



168 cm POLY BLADE
BEST FOR CORROSION RESISTANCE

43 cm



168 cm STEEL BLADE
BEST FOR BIG JOBS YEAR AFTER YEAR

BUILD A PLOW SYSTEM

	STEP 1 SELECT A MOUNT	STEP 2 SELECT A FRAME	STEP 3 SELECT A LIFT METHOD	STEP 4 SELECT A BLADE
MODELS	MOUNT	FRAME	WINCHES	BLADES
570 FULL-SIZE '16-22 CREW 570 FULL-SIZE '16-22 500/ETX '10-22 570/CREW 570 '10-21 LI-ION EV & EV '15-22	2879105	NEW 2889307 FALL AVAILABILITY	TOP SELLER Polaris HD 1,588 kg Winch 2881669	168 cm Poly 2880269
SP 570/CREW SP 570 '22	NEW 2889577 FALL AVAILABILITY NEW 2889195 WINTER AVAILABILITY NOT REQUIRED ON PREMIUM AND NORTHSTAR EDITION MODELS	Replacement Shear Pin 2205527	Polaris Pro HD 2,041 kg Winch 2885096 FALL AVAILABILITY	TOP SELLER 168 cm Steel 2880268

BUY A PLOW SYSTEM

NEW GLACIER HD PLOW SYSTEM

System includes:

- Frame (2882927)
- 188 cm Steel Plow (2880268)

» 3880009

SP 570 '22 & CREW SP 570 '22

REQUIRES LIFT METHOD: SEE WINCHES

COIL SPRING SPACER

- Keep the front end of the vehicle up and improve ride quality when using a plow on strut or A-Arm vehicles

» 2872655

QUICK RELEASE SKID SHOES

- Helps prevent blade wear
- Hardened steel for industrial strength

» 2208864

PLOW MARKER

- Helps driver monitor plow blade position
- Sold in pairs

» 2872726

GLACIER PLOW LINK

» 2204974

COMMON

3-SEAT & CREW /
2-SEAT & CREW

CONNECTED
TECHNOLOGY

ELECTRICAL
ACCESSORIES

COOLERS

HUNT

COLD WEATHER

PLOWS

LIGHTING

WHEELS & TYRES

MAX PERFORMANCE
Validated to work as hard as
your machine does.

DOESN'T OVERTAX
Trust it to work when you
need it to.

PRO ARMOR®



RUGGED CONSTRUCTION

Pro Armor lights are designed to be big and beefy with an aggressive style all their own, and housed in IP67 marine-grade rated UV polyester powder coating.

MASSIVELY BRIGHT

Pro Armor builds bright lights designed for any riding experience. All that power is directed through heat dissipating aluminium for streamlined heat management.



DUAL-ROW LED LIGHT BARS

The most spread and farthest illumination downrange. Easy to mount.
Available in Cube, 25 cm, 50 cm & 76 cm



SINGLE-ROW LED LIGHT BARS

Powerful, compact, low-profile light bars with sleek look.
Available in 28 cm, 84 cm & 102 cm

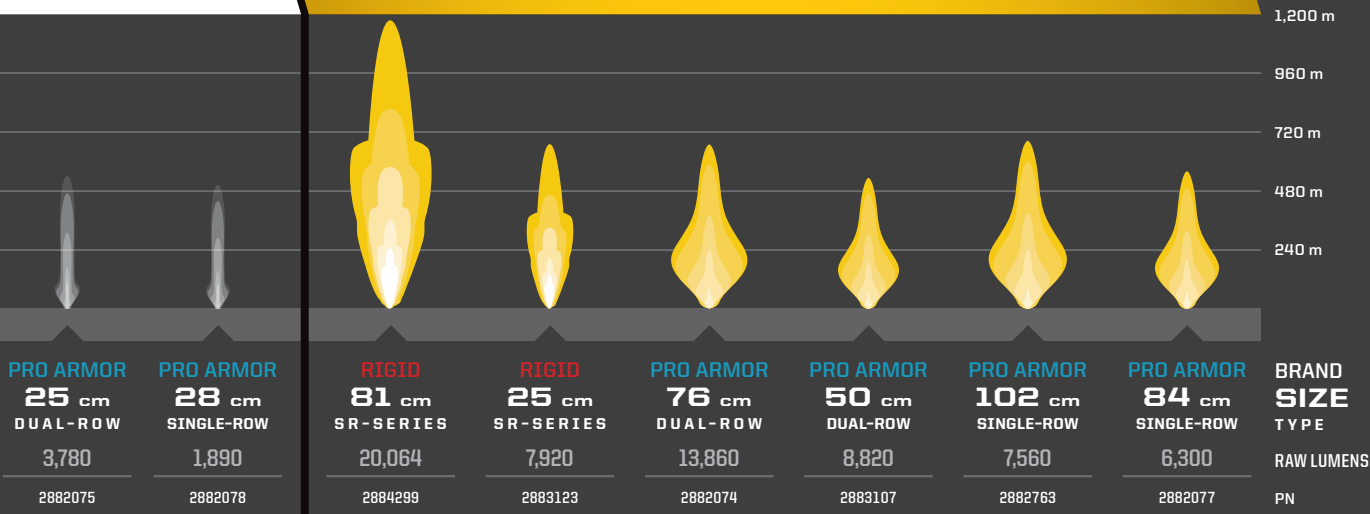


CUBE LED LIGHTS

Small size allows mounting in strategic locations for added lighting.
Available in Flood & Spot

COMBO

OPTICS



ADD A HARNESS TO MOUNT YOUR LIGHTS

MODEL	LIGHT BAR SET-UPS		
	1 LIGHT IN 1 LOCATION ON 1 SWITCH	2 LIGHTS IN 2 LOCATIONS ON 1 SWITCH	2 LIGHTS IN 2 LOCATIONS ON 2 SWITCHES
EV '15-'22, CREW 570-4 '15-'21, CREW 570 FULL SIZE '18-'22, 570 FULL SIZE '17-'22, 570 '15-'21, 500 '17-'22	Requires Battery Connection Cable TOP SELLER LIGHT BAR HARNESS 2882209	Requires Battery Connection Cable TOP SELLER LIGHT BAR HARNESS 2882209 Y-HARNESS 2879860	Requires Battery Connection Cable TOP SELLER LIGHT BAR HARNESS (x2) 2882209
SP 570 '22 NON-PREMIUM AND NON-NORTHSTAR MODELS REQUIRE BATTERY CONNECTION CABLE	SEE P. 46 FOR PULSE Electrical System WIRING CONNECTIONS		
XP 1000 '18-'21, CREW XP 1000 '19-'21, 1000 '20-'21 & CREW 1000 '20-'21, DIESEL '20-'22			

If installing Rear Facing Light on Crew models, use 2883854

1 LED LIGHT BAR WIRING HARNESS - REAR FACING CREW EXTENSION

» 2883854
XP 1000 '20-'22, CREW XP 1000 '19-'22, CREW 1000 '20-'22

BATTERY CONNECTION CABLES 3-SEAT & CREW 2-SEAT & CREW

» 3-SEAT • 2879388
XP 1000 '17

» CREW • 2879685
CREW XP 1000 '17-'18

» TOP SELLER
2-SEAT • 2879990
EV '15-'22, 570 '15-'21, 500 '17-'22

» CREW • 2880929
CREW 570-4 '15-'21

» 570 • 2881684
EV '15-'22, 570 '15-'21, 500 '17-'22

» SP 570 • 2889185
SP 570 SPORT '22, CREW SP 570 SPORT '22

ADD A BEACON LIGHT FOR 360° ILLUMINATION

P. 29



COMMON

3-SEAT & CREW /
2-SEAT & CREW

CONNECTED
TECHNOLOGY

ELECTRICAL
ACCESSORIES

COOLERS

HUNT

COLD WEATHER

PLOWS

LIGHTING

WHEELS & TYRES

KNOW YOUR TERRAIN



- Tread patterns optimized for extreme traction
- Ideal for both hard pack and loose trail



- Flexible "grippy" tread
- Aggressive side bite



- Provides traction and durability
- Built to perform in hard sand, jagged rocks or any other extreme terrain

SUPERIOR PERFORMANCE & DURABILITY

PRO ARMOR



LIFELONG PERFORMANCE

- Every tyre is designed and constructed with longevity in mind
- 3,000+ mile rated (4,828 kilometers)

PREMIUM PROTECTION

- Pro Armor makes tyres with extra protection exactly where it's needed most – the sidewall
- Triple-belted sidewalls keep your tyres more resistant so you can keep going

TOUGH TYRES

- Higher ply ratings mean added protection
- Pro Armor builds 8 or 10-ply rated tyres for higher puncture-resistance



KNOW YOUR TYRES

DIMENSIONS			TREAD DEPTH	TYRE WEIGHT	PLY RATING	SIDEWALL BELTS	LOAD RATING
TYRE HEIGHT	TYRE WIDTH	WHEEL DIAMETER					
32" x 9"	R15	FRONT/REAR	30 mm	18 kg	10	3	499 kg
Part Number			TREAD DEPTH Deeper treads have more grip in all conditions		PLY RATING Indicates tyre puncture-resistance		LOAD RATING How much weight can the tyre handle
USAGE Where can you use the tyre			TYRE WEIGHT A lighter tyre makes for improved vehicle performance		SIDEWALL BELTS Increase your resistance to sidewall punctures		



- Extra deep treads
- Self-cleaning lugs



- Paddles provide traction and durability in soft sand
- Built to float on top of sand



- Triple-belted sidewalls to resist puncture
- Purpose-built, long lasting tread patterns



- Handles extreme cold
- Holds shape and provides traction

WAYS TO SHOP

WHEELS & TYRES

TYRES BY SIZE

26"	27"	28"	29"
PRESERVE	PRESERVE	HARVESTER	HD-K
HARVESTER	HARVESTER	CRAWLER XR	MUD XC
XD-K	MUD XC	CRAWLER XG	DUAL-THREAT
DUAL-THREAT		ATTACK 2.0	
ATTACK			

TYRES BY TERRAIN

TRAIL	ROCK	DESERT	MUD	UTILITY	SNOW
HARVESTER	CRAWLER XR	CRAWLER XR	MUD XC	HARVESTER	HARVESTER
PRESERVE	CRAWLER XG	CRAWLER XG		PRESERVE	XD-K
XD-K	DUAL-THREAT	ATTACK		XD-K	ATTACK
CRAWLER XR		ATTACK 2.0		HD-K	ATTACK 2.0
CRAWLER XG		DUAL-THREAT			HD-K
MUD XC					
ATTACK					
ATTACK 2.0					
DUAL-THREAT					
HD-K					

WHEELS BY SIZE

14"	15"
40-SERIES (7 TYRE OPTIONS)	50-SERIES (2 TYRE OPTIONS)
4201	5201
4202	5202
4203 BEADLOCK	5203 BEADLOCK
4204	5204
4205	5301 BEADLOCK
4301 BEADLOCK	
HD DUAL BEADLOCK	

KNOW YOUR WHEELS

STEP 1: SELECT YOUR SERIES

4 = 40-SERIES **5** = 50-SERIES

STEP 2: CHOOSE YOUR LOAD RATING

1 = <362.9 kg **2** = 363 - 589.7 kg **3** = 590 - 726 kg

STEP 3: PICK YOUR STYLE

OFFSET / BEADLOCK / COLOUR

INCREASE OFFSET FROM STOCK = **NARROWER STANCE**
DECREASE OFFSET FROM STOCK = **WIDER STANCE**

TYRES

THE RIGHT TYRES

FOR WORK. Pro Armor Utility Tyres are built to provide exactly what you need for your application. Looking for a high-kilometer work horse? We've got it. How about a turf-friendly tyre with low-impact? We've got those too. Wanting the most extreme puncture resistance? Check.

"We use our RANGER every day around the farm. We put the Pro Armor HARVESTER Tyres on last fall and love them! We have received better traction as well as a gentler and quieter ride compared to the stock tyres, whether around the yard or out to the fields. They are so gentle on the lawn; we don't worry about driving the kids anywhere around the farm. We've had them on for a year and can't even see wear and tear. These are the best tyres for my RANGER."

Bob S. - Barron, Wisconsin

PICKING THE RIGHT UTILITY TYRE

UTILITY FEATURE	PRESERVE	HARVESTER	XD-K	HD-K
8,047 Kilometer Rated Long life and performance	X	X		
10-Ply Rated Higher ply ratings means added protection	X	X	X	X
Low Impact Tread Easy on soil	X			
Heavy-Duty Tread Aggressive tread pattern for all day work on farms or ranches		X	X	X
Turf-Friendly Easy on grass and farm yard	X	X		
Aramid Fibre Belt 5x times stronger than steel and lighter			X	X
Size Options For exactly how you want to use your machine	26", 27"	26", 27", 28"	26"	29"



FRONT/REAR

PRO ARMOR PRESERVE

- Turf-friendly for areas where low-impact from tyre tread is needed
- Rounded profile and special tread pattern to limit footprint

		TREAD DEPTH	TYRE WEIGHT	PLY RATING	SIDEWALL BELTS	LOAD RATING
12"	26" x 8" R12 5416403	FRONT	11 kg			388 kg
12"	26" x 10" R12 5416402	REAR	13 kg	10	3	599 kg
14"	27" x 10" R14 5416348	FRONT/REAR	13 kg			599 kg





UTILITY



TRAIL



SNOW

FRONT/REAR

PRO ARMOR HARVESTER

- All-around work horse with tread life of 8047 km
- Tread pattern designed to withstand anything from the farmyard to the pastures and the trail
- With 10-ply, it can carry the load day in and day out

			TREAD DEPTH	TYRE WEIGHT	PLY RATING	SIDEWALL BELTS	LOAD RATING
12"	26" x 8" R12 5416396	FRONT	16 mm	11 kg	10	3	388 kg
12"	26" x 10" R12 5415966	REAR		15 kg			615 kg
14"	27" x 10" R14 5415965	FRONT/ REAR		15 kg			599 kg
14"	28" x 10" R14 5416347	FRONT/ REAR		15 kg			630 kg



WHEEL SIZE

12" 14"



UTILITY



TRAIL



SNOW

FRONT/REAR

PRO ARMOR XD-K

- 26" Aramid fibre-belted tyre to tackle any terrain
- Unique full-face tread design
- Harder durometer lugs promotes extended wear, increasing tyre life

			TREAD DEPTH	TYRE WEIGHT	PLY RATING	SIDEWALL BELTS	LOAD RATING
12"	26" x 9" R12 5415756	FRONT	31.7 mm	13 kg	10	3/1 Aramid Fibre Belt	388 kg
12"	26" x 11" R12 5415757	REAR		15 kg			499 kg



WHEEL SIZE

12"



UTILITY



TRAIL



SNOW

FRONT/REAR

PRO ARMOR HD-K

- Designed to provide a smooth ride and aggressive traction in all riding terrains
- Triple-belted sidewall provides extreme protection and extends the tyre life
- Quad belt tread core offers superior protection and longer tread life

			TREAD DEPTH	TYRE WEIGHT	PLY RATING	SIDEWALL BELTS	LOAD RATING
14"	29" x 10" R14 5417507	FRONT/ REAR	31.75 mm	18 kg	10	3/1 Aramid	598 kg



WHEEL SIZE


14"

TYRES



PRO ARMOR CRAWLER XR


- Premium grip for all terrains, from the trail to the rocks
- Square block profile for even surface contact
- A tougher durometer than the XG to take on the toughest the trail has to offer

		TREAD DEPTH	TYRE WEIGHT	PLY RATING	SIDEWALL BELTS	LOAD RATING
 14"	28" x 10" R14	FRONT/ REAR	16 mm	15 kg	8	3
	5415536					



XR SINGLE DUROMETER

- Smaller lug height, added rigidity and lateral stability when cornering
- Unique lug design excels in hard pack, fast terrain



PRO ARMOR CRAWLER XG

- Built to crawl over all obstacles, both large and small
- A soft, sticky compound makes this tyre ideal for both rock crawling and desert running
- 8-ply, triple-belted ballistic sidewalls resist punctures


		TREAD DEPTH	TYRE WEIGHT	PLY RATING	SIDEWALL BELTS	LOAD RATING	
15"	28" x 10" R15 5416346	FRONT/ REAR	20 mm	15 kg	8	3	499 kg



WHAT CRAWLER ARE YOU?

XG DUAL- DUROMETER

- Taller lug height and dual-durometer construction
- Perfect balance between high-speed performance, durability and flex in order to grip slick rock



PRO ARMOR MUD XC

- Designed as the perfect mud-trail crossover for a smooth ride on the trail and aggressive traction in the mud
- Dual-compound technology with harder durometer lugs promote extended wear, increasing tyre life
- 10-ply construction means added protection in the toughest terrain

		TREAD DEPTH	TYRE WEIGHT	PLY RATING	SIDEWALL BELTS	LOAD RATING
14"	27" x 9" R14 5416947	FRONT	14 kg			531 kg
14"	27" x 11" R14 5416948	REAR	15 kg	10	3	599 kg
14"	29" x 10" R14 5416946	FRONT/ REAR	18 kg		3	630 kg





FRONT/REAR

PRO ARMOR DUAL-THREAT

- Dual-compound technology and radial construction offer performance in all terrains
- Softer durometer rubber on outer edge for overall superior grip and feel
- Harder durometer rubber in the middle for increased traction during acceleration and longer tread life

		TREAD DEPTH	TYRE WEIGHT	PLY RATING	SIDEWALL BELTS	LOAD RATING
14"	26" x 9" R14 5416340	FRONT	12 kg	10	3	413 kg
14"	26" x 11" R14 5416341	REAR	14 kg			504 kg
14"	29" x 9" R14 5416342	FRONT	14 kg			504 kg
14"	29" x 11" R14 5416343	REAR	16 kg			599 kg



WHEEL SIZE

14"

DUAL-COMPOUND = MORE GRIP + LONGER LIFE

Firmer Durometer
Rubber = Longer LifeSofter Durometer
Rubber = More Grip

FRONT/REAR

PRO ARMOR ATTACK 2.0

- Engineered for excellent hard pack performance
- Dual-compound technology and radial construction offer performance in all terrains.
- Tight tread pattern for quieter ride

		TREAD DEPTH	TYRE WEIGHT	PLY RATING	SIDEWALL BELTS	LOAD RATING
15"	28" x 10" R15 5416344	FRONT/ REAR	15 kg	10	3	499 kg



WHEEL SIZE

15"

TIGHTER TREAD PATTERN =
Better traction in hard pack

DUAL-DUROMETER LUG =
Increased grip & traction in rough
terrain, smoother ride in all terrain

10-PLY RATED =
Increased durability

LARGER SIZE OFFERING IN 28" =
More ground clearance
& trail traction



FRONT/REAR

PRO ARMOR ATTACK

- The best all-purpose tyre for all-season traction in any terrain
- Unique, full-face tread design
- Harder durometer lugs promote extended wear, increasing tyre life
- Wider spaced lugs provide more grip in softer terrain

		TREAD DEPTH	TYRE WEIGHT	PLY RATING	SIDEWALL BELTS	LOAD RATING
14"	26" x 9" R14 5415613	FRONT	13 kg	8	3	413 kg
14"	26" x 11" R14 5415614	REAR	15 kg			599 kg



WHEEL SIZE

14"



- Extra deep treads
- Self-cleaning lugs



- Paddles provide traction and durability in soft sand
- Built to float on top of sand



- Triple-belted sidewalls to resist puncture
- Purpose-built, long lasting tread patterns



- Handles extreme cold
- Holds shape and provides traction

BACKCOUNTRY/TRAIL

DUAL-THREAT 26" 4,828 km	DUAL-THREAT 29" 4,828 km	ATTACK 26" 4,828 km
2883138	2883146	2882390
2883139	2883147	2882391
2883140	2883148	2881335
2883141	2883149	2881336
		2881381
2883142	2883150	2881347
2883143	2883151	2881348
		2881359
2883144	2883152	2881360
2883217	2883219	
2883216	2883218	

REPLACEMENT CAPS

POLARIS
CAPS

LUSTER	ALL WHEELS EXCEPT 5204 & 5203 BEADLOCK	1521509-410
MATTE BLACK		1521509-521
LUSTER	5203 BEADLOCK	1522243-410
MATTE BLACK		1522243-458
HD BEADLOCK MATTE BLACK	ALL WHEELS	5457498-458

PRO ARMOR
CAPS

LUSTER	ALL WHEELS EXCEPT 5204 & 5203 BEADLOCK	5453209-410
MATTE BLACK		5453209-458
MATTE BLACK	5204	1523063-458
LUSTER	5203 BEADLOCK	1523015-410
MATTE BLACK		1523015-458

LUG NUTS

O LUG NUTS REQUIRED



12mm x 1.5 SPLINED LUG NUTS

16 LUG NUTS WITH WRENCH	ALL POLARIS RANGER 3-SEAT & CREW MODELS	2879332
4 LUG NUTS WITHOUT WRENCH		2879331
SPLINED LUG WRENCH		2204966

3/8" - 24 HEX LUG NUTS

16 HEX LUG NUTS	ALL POLARIS RANGER 570 '20-21 MODELS	2877409
4 HEX LUG NUTS		2876754



WHEELS



15"

50-SERIES

A 5201

WEIGHT: 7.8 kg | LOAD RATING: 590 kg | OFFSET: +4

ACCENT: FRONT/REAR 15" x 7" 1523184-266
MATTE BLACK: FRONT/REAR 15" x 7" 1523184-458

B 5202

WEIGHT: 8.1 kg | LOAD RATING: 590 kg | OFFSET: +4

ACCENT: FRONT/REAR 15" x 7" 1523102-266
MATTE BLACK: FRONT/REAR 15" x 7" 1523102-458

C 5203 BEADLOCK

WEIGHT: 7.3 kg | LOAD RATING: 590 kg | OFFSET: +38

MATTE BLACK: FRONT/REAR 15" x 7" 1522435-458

D 5204

WEIGHT: 6.1 kg | LOAD RATING: 590 kg | OFFSET: +55

MATTE BLACK: FRONT/REAR 15" x 7" 1522550-458

E 5301 BEADLOCK


WEIGHT: 7.7 kg | LOAD RATING: 726 kg | OFFSET: +38

ACCENT: FRONT/REAR 15" x 7" 1523282
MATTE BLACK: FRONT/REAR 15" x 7" 1523266

LUG NUTS

LUG NUTS REQUIRED

SEE P. 67



KNOW YOUR WHEELS

STEP 1:
SELECT YOUR SERIES

4 = 40-SERIES
5 = 50-SERIES

STEP 2:
CHOOSE YOUR LOAD RATING

1 = <362.9 kg
2 = 363 - 589.7 kg
3 = 590 - 726 kg

STEP 3:
PICK YOUR STYLE

OFFSET / BEADLOCK / COLOUR

INCREASE OFFSET FROM STOCK
= NARROWER STANCE

DECREASE OFFSET FROM STOCK
= WIDER STANCE



↑
14"
↓

40-SERIES

F 4201

FRONT **WEIGHT:** 5.9 kg | **LOAD RATING:** 408 kg | **OFFSET:** +4
REAR **WEIGHT:** 6.4 kg | **LOAD RATING:** 590 kg | **OFFSET:** -9

ACCENT: FRONT 14" x 7" 1522956-266
REAR 14" x 8" 1522957-266
MATTE BLACK: FRONT 14" x 7" 1522956-458
REAR 14" x 8" 1522957-458

G 4202

FRONT **WEIGHT:** 5.8 kg | **LOAD RATING:** 408 kg | **OFFSET:** +4
REAR **WEIGHT:** 6.1 kg | **LOAD RATING:** 590 kg | **OFFSET:** -9

ACCENT: FRONT 14" x 7" 1522544-266
REAR 14" x 8" 1522545-266
MATTE BLACK: FRONT 14" x 7" 1522544-458
REAR 14" x 8" 1522545-458

H 4203 BEADLOCK

FRONT **WEIGHT:** 5.9 kg | **LOAD RATING:** 408 kg | **OFFSET:** +4
REAR **WEIGHT:** 6.6 kg | **LOAD RATING:** 590 kg | **OFFSET:** -9

MATTE BLACK: FRONT 14" x 7" 1522238-458
REAR 14" x 8" 1522239-458

I 4204

FRONT **WEIGHT:** 5.9 kg | **LOAD RATING:** 408 kg | **OFFSET:** +4
REAR **WEIGHT:** 6.4 kg | **LOAD RATING:** 590 kg | **OFFSET:** -9

ACCENT: FRONT 14" x 7" 1522546-266
REAR 14" x 8" 1522547-266
MATTE BLACK: FRONT 14" x 7" 1522546-458
REAR 14" x 8" 1522547-458

J 4205

FRONT **WEIGHT:** 4.8 kg | **LOAD RATING:** 408 kg | **OFFSET:** +4
REAR **WEIGHT:** 5.7 kg | **LOAD RATING:** 590 kg | **OFFSET:** -9

MATTE BLACK: FRONT 14" x 7" 1521507-521
REAR 14" x 8" 1521508-521
LUSTER: FRONT 14" x 7" 1521507-410
REAR 14" x 8" 1521508-410

K 4301 BEADLOCK


WEIGHT: 7.3 kg | **LOAD RATING:** 729 kg | **OFFSET:** +38

ACCENT: FRONT/REAR 14" x 7" 1523284
MATTE BLACK: FRONT/REAR 14" x 7" 1523283

L HD DUAL BEADLOCK

WEIGHT: 18.1 kg | **LOAD RATING:** 725.7 kg | **OFFSET:** +38

MATTE BLACK: FRONT/REAR 14" x 7" 1524022-458



14" FORGED BEADLOCK RINGS

A Machined Only used on 4203 Beadlock & HD Dual Beadlock	1522244-266
B Matte Black - Replacement Only used on 4301 Beadlock & HD Dual Beadlock	1523146-458

15" FORGED BEADLOCK RINGS

A Machined Only used on 5203 Beadlock	1522240-266
B Matte Black - Replacement Only used on 5301 Beadlock	1523147-458

For off-road use only. Please check fitment with your dealer.

HD PARTS
P. 98

MAKE IT YOURS

CUSTOMISE YOUR ALL-NEW RANGER 570 AND GET MORE DONE

with Polaris Engineered Accessories. Outfit your RANGER based on your riding preferences for added comfort, maximised storage, and more.

RANGER 570 HUNT

2884106	LOCK & RIDE Kolpin Stronghold Auto-Latch Boot Mount	P. 48
2882430	Gun Boot - XL	P. 48
2882077	Pro Armor 84 cm Combo LED Light Bar	P. 57
2881348	Pro Armor Wheel & Tyre Set: Attack & 4204	P. 65
2885078	Poly Crew Sport Roof	P. 72

2889181	Rock Guard with Step - Crew	P. 79
2885087	Rear Brushguard	P. 79
2889056	Polaris Pro HD 2,041 kg Winch with Rapid Rope Recovery	P. 79
2885088	Front Hood Storage Rack	P. 81

RANGER 570 FARM

2883140	Pro Armor Wheel & Tyre Set: Dual-Threat & 4202	P. 65
2885077	Poly 2-Seat Sport Roof	P. 72
2889187	Convex Weatherproof Rear View Mirror	P. 74
2889243	Side View Mirrors - ROPS-Mounted	P. 78

2885084	Upper Front Brushguard	P. 79
2885087	Rear Brushguard	P. 79
2885095	Polaris HD 1,588 kg Winch	P. 79
2889182	LOCK & RIDE Tip-Down Headache Rack	P. 80
2889189	Cargo Bed Mat	P. 80



RANGER 570 LANDOWNER

2883144	Pro Armor Wheel & Tyre Set: Dual-Threat & 4205	P. 65	2889056	Polaris Pro HD 2,041 kg Winch with Rapid Rope Recovery	P. 79
2885077	Poly 2-Seat Sport Roof	P. 72	2889189	Cargo Bed Mat	P. 76
2889187	Convex Weatherproof Rear View Mirror	P. 74	2889199	LOCK & RIDE Storage Box	P. 80
2889243	Side View Mirrors - ROPS-Mounted	P. 78			



RANGER CREW 570 TRAIL

2882077	Pro Armor 84 cm Combo LED Light Bar	P. 57	2889187	Convex Weatherproof Rear View Mirror	P. 78
2883143	Pro Armor Wheel & Tyre Set: Dual-Threat & 4204	P. 65	2889243	Side View Mirrors - ROPS-Mounted	P. 78
2885078	Poly Crew Sport Roof	P. 72	2889181	Rock Guard with Step - Crew	P. 79
2885080	LOCK & RIDE Full Glass Windshield	P. 74	2885084	Upper Front Brushguard	P. 79
2879965	LOCK & RIDE Rear Panel - Glass	P. 75	2885087	Rear Brushguard	P. 79
2885083	Windshield Wiper & Washer Kit	P. 78	2889183	LOCK & RIDE Bed Extender/Divider	P. 80

ROOFS



**SEALED
COVERAGE**



**REDUCE
STANDING
WATER**



LOCK & RIDE[®]
**EASY AND FAST
INSTALLATION**

POLARIS ENGINEERED ADVANTAGES

GLASS

VS

POLY

- Water run-off
- Mounting features: easily add accessories & lighting
- Liner ready
- Lightweight

- Heavy duty/durable
- Low profile
- Unique style

SHIELD AGAINST DRIVING RAIN OR THE BLISTERING SUN.

Choose from poly or steel and know that you are protected from the elements with a seamless integrated roof.

POLY

Lightweight, durable and impact-resistant.
A poly roof can take the abuse of a tight trail and still protect.



SPORT ROOF - POLY

- Offers reliable protection from the sun and rain
- Lightweight, durable polyethylene construction
- Simple one-time installation

- » **NEW** 2-SEAT BLACK • 2885077
570 '22
- » **NEW** CREW BLACK • 2885078
CREW 570 '22

NEW PREMIUM ROOF LINER

- Cut in-cab noise by 60% at idle and by 40% at 20 mph
- One-piece liner attaches quickly and securely using push darts
- Adds premium comfort and quieter cab ride
- » 2-SEAT (shown) • 2885093
570 '22
- » CREW • 2885094
CREW 570 '22

STEEL

For the ultimate in strength and protection.

HD ROOF - STEEL

- Stout 12-gauge steel construction
- Powder-coated finish for scratch and corrosion resistance
- Interior fabric liner provides sound reduction

- » 2-SEAT • 2879954
570 '22



DOORS



**PREMIUM
FEATURES**



**UNPRECEDENTED
VENTILATION
OPTIONS**



**EASY AND FAST
INSTALLATION**

POLARIS ENGINEERED ADVANTAGES

	POLY DOORS	CANVAS DOORS
	CRANK WINDOW Has manual crank windows for airflow adjustment in the cab with a fully finished black interior and exterior panels. Has a steel tube frame with a full 360 degree seal to keep out dust and rain.	ZIP WINDOW Heavy-duty 23-oz durable protection with adjustable zipper ventilation and see-through bottom panel. Powder-coated steel rod door frames provide strength and enhance fit and finish.
FRONT DOORS (SET OF 2) 570 '22, CREW 570 '22	 NEW Manual Crank Window Doors 2885073 SHOWN WITH EXTERIOR DOOR ACCENT PANEL 2889389-795 	 NEW Zip Window Doors 2885075 <small>FALL AVAILABILITY</small>
REAR DOORS (SET OF 2) CREW 570 '22	 NEW Manual Crank Window Doors 2885074 SHOWN WITH EXTERIOR DOOR ACCENT PANEL 2889390-795 	 NEW Zip Window Doors 2885076 <small>FALL AVAILABILITY</small>

NEW

EXTERIOR DOOR ACCENT PANELS

- Replace stock gloss black accent panels
- Painted plastic and clear-coated for UV protection
- Install easily with a single screw
- Comes as a pair
- Compatible with Poly doors only

FRONT
REAR

 Sagebrush Green
Non-Metallic

2889389-560
2889390-560

 Polaris
Pursuit Camo

2889391-587
2889392-587

 Polaris Blue
Non-Metallic

2889389-795
2889390-795

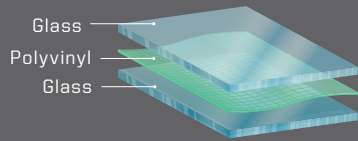


WINDSHIELDS & REAR PANELS

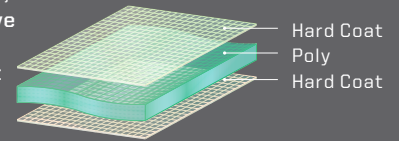
GLASS

VS

POLY



- Superior optical clarity (automotive level)
- Scratch-resistant
- Curved to fit, seals tight
- Cold weather / heavy duty
- Wiper ready (windshield only)



- Lightweight, flexible, easy to store/remove
- Impact-resistant
- Tight seal keeps out rain and dust

WINDSHIELDS



FULL TIP-OUT WINDSHIELD - GLASS FALL AVAILABILITY

- Tip-out design offers three positions: open, closed and vented
- Gas shocks assist in easy opening and closing
- 360° gasket for reliable protection and comfort
- Scratch-resistant automotive-style curved glass
- Interior sound dampening and optimized visibility

» 2885079

570 '22, CREW 570 '22



FULL GLASS WINDSHIELD - CLEAR

- Scratch-resistant, curved laminate safety glass
- Protects against wind, rain and other hazardous debris
- UV-blocking interlayer and 360° gasket seal

» 2885080

570 '22, CREW 570 '22



FLIP-DOWN WINDSHIELD - HARD COAT POLY TOP SELLER

- Two venting options: fully sealed or flip-down/remove upper half for some protection with maximum ventilation

» 2882178

570 '22



LOCK & RIDE VENTED WINDSHIELD - HARD COAT POLY

- Frameless design for maximum visibility
- Added vents for airflow on a hot day or defrosting on a cold day

» 2883342

570 '22, CREW 570 '22





LOCK & RIDE FULL WINDSHIELD - HARD COAT POLY TOP SELLER

- Durable, optical-grade, 0.6 cm-thick polycarbonate offers outstanding rider protection and visibility
- Windshield has minimal perimeter framework for full visibility

» 2883319

570 '22, CREW 570 '22

HARD COAT POLY | 30x MORE SCRATCH-RESISTANT

LOCK & RIDE™**REVOLUTIONARY
INSTALLATION****AIRTIGHT
GASKET SEAL****VENTING
OPTIONS****MULTI-FUNCTION
FEATURES****POLARIS ENGINEERED
ADVANTAGES****LOCK & RIDE™ FULL WINDSHIELD - POLY** TOP SELLER

- Durable, optical-grade, 0.6 cm-thick polycarbonate offers outstanding rider protection and visibility
- Windshield has minimal perimeter framework for full visibility

» 2883318

570 '22, CREW 570 '22

**LOCK & RIDE™ HALF WINDSHIELD - POLY**

- Strong, durable polycarbonate half windshield delivers a combination of protection and airflow into the cab
- Half windshield offers protection from rain, sleet, spray, and off-road hazards

» 2883320

570 '22, CREW 570 '22

REAR PANELS**LOCK & RIDE™ REAR PANEL - GLASS** TOP SELLER

- Durable, tempered laminate glass provides a high level of scratch resistance

» 2879965

570 '22, CREW 570 '22

**LOCK & RIDE™ REAR PANEL - POLY** TOP SELLER

- Strong, 0.6 cm-thick polycarbonate provides outstanding impact and scratch resistance

» 2879812

570 '22, CREW 570 '22

**REDUCE IN-CAB DUST SWIRL
BY ADDING A REAR PANEL**

With a windshield and roof installed, turbulent air develops behind the cab. Add a rear panel to reduce dust intrusion from this swirl.

CAB KITS

PICK YOUR OWN PACKAGE!

FULL CAB

28K0007

2885077	Sport Roof - Poly - 2 Seat Black	P. 72
2885073	Manual Crank Window Doors - Poly	P. 73
2885080	Full Glass Windshield - Clear	P. 74
2879965	Rear Panel - Glass	P. 75
2885083	Windshield Wiper & Washer System	P. 78

570 '22

570 & 570 HUNTER EDITION REQUIRE
FRONT PULSE BAR AND HARNESSES 2889185



ADD TO YOUR
CAB COMFORT
WITH THE HEATER SYSTEM

HALF CAB

28K0008

2885077	Sport Roof - Poly - 2 Seat Black	P. 72
2885080	Full Glass Windshield - Clear	P. 74
2879812	Rear Panel - Poly	P. 75
2885083	Windshield Wiper & Washer System	P. 78

570 '22

570 & 570 HUNTER EDITION REQUIRE
FRONT PULSE BAR AND HARNESSES 2889185



NEW HEATER KIT FALL AVAILABILITY

P. 78

» 2885082

SP 570 '22

SP 570 & SP 570 HUNTER EDITION REQUIRE
FRONT PULSE BAR AND HARNESSES 2889185



AUDIO


NEW

JBL® DASH AUDIO KIT FALL AVAILABILITY

- System mounts into pre-designated locations in the vehicle dash
- Complete UTV audio solution gives your vehicle a performance-ready sound system
- Includes four off-road grade, water- and dust-proof speakers, and one head unit
- Head unit features AM/FM tuner, USB input and Bluetooth* compatibility for wireless streaming*

JBL

» 2885081

570 '22

*The FM Frequency range is from 88 to 108 and only on the odds (i.e. 88.1, 88.3, etc.)

POLARIS RIDE COMMAND

SEE P. 44 FOR MORE INFORMATION

7" DISPLAY POWERED BY RIDE COMMAND

» 2884072

570 '22

SPEAKERS NOT INCLUDED



CONVENIENCE FEATURES

NEW CAB SEAL KIT

- Seal out dust from your UTV cab
- Reduces dust from getting on dash and seat

» 2889201

570 '22, CREW 570 '22

(INCLUDED WITH PREMIUM DOORS)

NEW FRONT PULSE BAR AND HARNESS

- This kit is needed to install any electrical accessories to a base vehicle

» 2-SEAT • 2889185

570 '22, CREW 570 '22

» CREW • 2889568

CREW 570 '22

NEW HORN KIT

- Adds a warning horn to console area of vehicle

» 2889160

570 '22, CREW 570 '22

570 & 570 HUNTER EDITION REQUIRE
FRONT PULSE BAR AND HARNESSES 2889185

NEW DOME LIGHT

- LED Dome light provides optimal visibility in the cab
- Easy to install

» 2889159

570 '22, CREW 570 '22

570 & 570 HUNTER EDITION REQUIRE
FRONT PULSE BAR AND HARNESSES 2889185

NEW FLOOR MATS - FRONT FALL AVAILABILITY

- Protects floors from dirt and wear
- Textured, non-slip surface

» 2889186

570 '22, CREW 570 '22

SPEEDKEY

» 2879988

570 '22, CREW 570 '22

CONVENIENCE

FIELD TESTED INTERIOR

ADD SUPERIOR ALL-WEATHER FUNCTIONALITY and comfort to your RANGER with premium Polaris Engineered Accessories. Keep warm on the coldest of days with a heater kit and improve visibility with a Windshield Wiper and Washer System or Large Rear View Mirror.



NEW HEATER KIT FALL AVAILABILITY

- Climate control for the cab of your off-road vehicle
- Total of four dash mounted vents with two positioned for defrosting the windshield and the other two for heating the cab
- Simple, dash-mounted controls
- Manually operated vents for airflow control

» 2885082

570 '22, CREW 570 '22

570 & 570 HUNTER EDITION REQUIRE
FRONT PULSE BAR AND HARNESSES 2889185


NEW CONVEX WEATHERPROOF REAR VIEW MIRROR FALL AVAILABILITY

- Convex design for a broader view of traffic
- Durable, weatherproof construction
- Mount the bolts into your choice of pre-designated mounting locations
- Compatible with roof, windshield, and other accessories

» 2889187

570 '22, CREW 570 '22



NEW WINDSHIELD WIPER & WASHER KIT

- Helps clear hazardous dirt, rain and debris from your windshield

» 2885083

570 '22, CREW 570 '22

570 & 570 HUNTER EDITION REQUIRE
FRONT PULSE BAR AND HARNESSES 2889185


NEW SIDE VIEW MIRRORS

» DOOR MOUNTED (shown) • 2889241

» ROPS-MOUNTED • 2889243

570 '22, CREW 570 '22

PROTECTION



NEW UPPER FRONT BRUSHGUARD FALL AVAILABILITY

- Made from tubular steel and provides additional protection for front fenders and headlights
- Attaches to stock front bumper
- Durable, scratch-resistant, black powder-coat finish

» 2885084
570 '22, CREW 570 '22



NEW REAR BRUSHGUARD FALL AVAILABILITY

- Made from tubular steel and provides additional protection for taillights
- Durable, scratch-resistant, black powder-coat finish
- Reliably enhances back-end protection of vehicle

» 2885087
570 '22, CREW 570 '22



NEW ROCK GUARD WITH STEP

- Reliable, hard-working protection for edges of vehicle
- Mounts directly to the frame, instead of underneath, for maximum ground clearance

» 2-SEAT (shown) • 2889180
570 '22
» CREW • 2889181
CREW 570 '22



NEW A-ARM GUARDS

- Valuable, reliable protection for vital front suspension components exposed to the rigors of off-road environments
- Strong, durable, lightweight polyethylene construction withstands off-road impacts to protect the A-Arms

» WINTER AVAILABILITY FRONT (shown) • 2885097
» FALL AVAILABILITY REAR • 2880551
570 '22, CREW 570 '22

WINCHES

FEATURES & BENEFITS

PRO PRO HEAVY DUTY SERIES

HD HEAVY DUTY SERIES

RAPID ROPE RECOVERY

Retrieve cable 5x as fast as standard mode on other Polaris winches. Get back to riding or complete your task quicker.



NOT AVAILABLE

AUTO STOP TECHNOLOGY

Auto Stop technology protects and extends the life of your winch by automatically stopping the winch at the end of pull to prevent over-spooling.



ADD AUTO STOP UPGRADE
2881693
SYNTHETIC ROPE REQUIRED

SYNTHETIC ROPE

Lightweight, extremely strong and flexible 50 ft long rope stands up to any tough job.



ADD SYNTHETIC ROPE
2878888

WIRELESS REMOTE

Operate your winch wirelessly from within 50 ft of the vehicle.

WIRELESS STANDARD, WIRED OPTION

WIRED STANDARD,
ADD WIRELESS REMOTE
2879316



MODEL

2,041 kg

1,588 kg

ADD REQUIRED CABLES

570 '22
CREW 570 '22

2885096
FALL AVAILABILITY



TOP SELLER
2885095
FALL AVAILABILITY



2-SEAT & CREW MODELS:
2889185

UPGRADE YOUR CONTROLS HD OR PRO HD WINCHES

WIRED REMOTE CONTROL

- Must order remote handle and socket together
- » REMOTE HANDLE 4013466
- » SOCKET 4014228

POWER CONTROLLER

- Control your winch and plow hydraulics directly from the shift knob
- » 2879227
570 '22




STORAGE



LOCK & RIDE®

Exclusive and available on all Polaris vehicles, Lock & Ride accessories let you quickly change from one task to another with hundreds of options.

WITH THE FLIP OF A LEVER, LOCK & RIDE PLUNGERS USE OUTWARD PRESSURE TO EXPAND FOR A SECURE FIT.



NEW

LOCK & RIDE

STORAGE BOX

- Provides enough room to store all the tools you need to get the job done
- Internal organizational dividers keep gear from rolling around
- Easily detaches from vehicle

» 2889199

570 '22, CREW 570 '22



NEW


LOCK & RIDE

TIP-DOWN HEADACHE RACK

- Provides extreme cargo versatility to your UTV
- Strong steel tube construction for maximum durability
- Installs and removes easily utilizing Lock & Ride technology

» 2889182

570 '22, CREW 570 '22



NEW


LOCK & RIDE

BED EXTENDER/DIVIDER

- Increase your cargo capacity and UTV storage
- Extend the cargo bed or divide cargo within the bed
- Lock & Ride technology for easy install without tools
- Made from durable steel and powder-coated finish

» 2889183

570 '22, CREW 570 '22



NEW

CARGO BED MAT

- Protects cargo box, reduces drivetrain noise, and keeps cargo more secure with non-slip design
- Thick (3.18 mm) rubber mat construction

» 2889189

570 '22, CREW 570 '22



NEW

LOCK & RIDE FRONT HOOD STORAGE RACK FALL AVAILABILITY

- Increases load-carrying capacity and protects against brush and debris
- Steel construction with a durable powder-coated finish
- Lock & Ride functions for easy install, on and off maneuvering of the basket, and under-hood access
- Weight Capacity: 100 lbs.

» 2885088

570 '22, CREW 570 '22

FIRE EXTINGUISHER HOLDER

- Quick-release strap allows for easy access

» 2882158

570 '22, CREW 570 '22



RIDE & REPAIR ESSENTIALS KIT

» 2881207

570 '22, CREW 570 '22



LOCK & RIDE D-RINGS TOP SELLER

- The most versatile Lock & Ride accessory - add as many as you need to secure your cargo with bungee cords or straps

» 2881545

570 '22, CREW 570 '22



LOCK & RIDE CHAINSAW MOUNT

» 2879354

570 '22, CREW 570 '22



LOCK & RIDE TOOL RACK

- Attach on the inside or outside of the cargo bed

» 2881533

SP 570 '22, CREW 570 '22

STRAPS

3.8 cm x 4.6 m 2494.8 kg RATCHET STRAP

- Heavy-duty webbing
- 2 Pack

» 2884031



LOCK & RIDE QUICKSTRAP

- The quickest and most secure way to mount Polaris accessories
- Sold as a pair

» 2882187

ALL COOLERS, RANGER CARGO BOXES



5.1 CM X 6.1 M 4535.9 KG RATCHET STRAP

- Heavy-duty webbing

» 2884032



DO MORE:




COOLERS

P. 48



HUNT

P. 50



COLD WEATHER

P. 52



LIGHTING

P. 58

ROOFS



**SEALED
COVERAGE**



**REDUCE
STANDING
WATER**



LOCK & RIDE[®]

**EASY AND FAST
INSTALLATION**


**POLARIS ENGINEERED
ADVANTAGES**

POLY FEATURES

- Water run-off
- Mounting features:
easily add accessories & lighting
- Liner ready
- Lightweight

SHIELD AGAINST DRIVING RAIN OR THE BLISTERING SUN.

Know that you are protected from the elements with a seamless integrated roof. Poly is lightweight, durable and impact-resistant. A poly roof can take the abuse of a tight trail and still protect.



SPORT ROOF - POLY

- Provides shade, superior overhead protection
- Tough injection-molded design resists distortion from the elements
- Polaris Pursuit Camo offers effective visual camouflage in the field

» 2-SEAT BLACK • 2883236
EV '15-22, 570 '15-21, 500 '17-22
» CREW BLACK • 2885078
CREW 570-4 '15-21



DOORS



**PREMIUM
FEATURES**






**UNPRECEDENTED
VENTILATION
OPTIONS**



**EASY AND FAST
INSTALLATION**

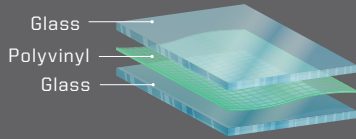
**POLARIS ENGINEERED
ADVANTAGES**

POLY DOORS		CANVAS DOORS	
FRONT DOORS (SET OF 2) EV '15-22, CREW 570-4 '15-21, 570 '15-21, 500 '17-22	HINGED WINDOW A premium, door offering hinged window for customizable ventilation in the cab.	ZIP WINDOW Lightweight, durable protection with adjustable zipper ventilation and see-through bottom panel.	
	 <p>Hinged Window - Poly Doors - Black 2882247</p>	 <p>TOP SELLER Zip Window Doors - Canvas - Black 2879963</p>	
REAR DOORS (SET OF 2) CREW 570-4 '15-21		 <p>Zip Window Doors - Rear - Canvas - Black 2879964</p>	



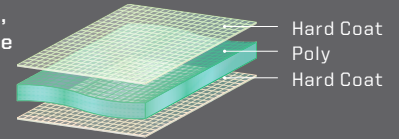
WINDSHIELDS & REAR PANELS

GLASS VS POLY



- Superior optical clarity (automotive level)
- Scratch-resistant
- Curved to fit, seals tight
- Cold weather / heavy duty
- Wiper ready (windshield only)

- Lightweight, flexible, easy to store/remove
- Impact-resistant
- Tight seal keeps out rain and dust



WINDSHIELDS



**WIPER
AVAILABLE**
P. 88

LOCK & RIDE TIP-OUT WINDSHIELD - GLASS

- Made of strong, optical-grade laminate safety glass
- Provides optimal visibility and the best protection from wind, inclement weather and off-road hazards
- Minimal perimeter framework for a low profile and full visibility
- Tip-out feature adjusts the windshield to an open position to enjoy airflow in the cab

» 2881784

EV '15-22, CREW 570-4 '15-21, 570 '15-21, 500 '17-22

FULL WINDSHIELD - GLASS TOP SELLER

- Provides the highest level of scratch resistance

» 2881783

EV '15-22, CREW 570-4 '15-21, 570 '15-21, 500 '17-22



FLIP-DOWN WINDSHIELD - HARD COAT POLY TOP SELLER

- Two venting options: fully sealed or flip-down/ remove upper half for some protection with maximum ventilation

» 2882178

EV '15-22, CREW 570-4 '15-21, 570 '15-21, 500 '17-22



LOCK & RIDE VENTED WINDSHIELD - HARD COAT POLY

- Frameless design for maximum visibility
- Added vents for airflow on a hot day or defrosting on a cold day

» 2883342

EV '15-22, CREW 570-4 '15-21, 570 '15-21, 500 '17-22





LOCK & RIDE FULL WINDSHIELD - HARD COAT POLY TOP SELLER

- Durable, optical-grade, 0.6 cm-thick polycarbonate offers outstanding rider protection and visibility
- Windshield has minimal perimeter framework for full visibility

» 2883319

EV '15-22, CREW 570-4 '15-21, 570 '15-21, 500 '17-22

HARD COAT POLY | 30x MORE SCRATCH-RESISTANT

LOCK & RIDE™**REVOLUTIONARY
INSTALLATION****AIRTIGHT
GASKET SEAL****VENTING
OPTIONS****MULTI-FUNCTION
FEATURES****POLARIS ENGINEERED
ADVANTAGES****LOCK & RIDE™ FULL WINDSHIELD - POLY** TOP SELLER

- Durable, optical-grade, 0.6 cm-thick polycarbonate offers outstanding rider protection and visibility
- Windshield has minimal perimeter framework for full visibility

» 2883318

EV '15-22, CREW 570-4 '15-21, 570 '15-21, 500 '17-22

**LOCK & RIDE™ HALF WINDSHIELD - POLY**

- Strong, durable polycarbonate half windshield delivers a combination of protection and airflow into the cab
- Half windshield offers protection from rain, sleet, spray, and off-road hazards

» 2883320

EV '15-22, CREW 570-4 '15-21, 570 '15-21, 500 '17-22

REAR PANELS**LOCK & RIDE™ REAR PANEL - GLASS** TOP SELLER

- Durable, tempered laminate glass provides a high level of scratch resistance

» 2879965

EV '15-22, CREW 570-4 '15-21, 570 '15-21, 500 '17-22

**LOCK & RIDE™ REAR PANEL - POLY** TOP SELLER

- Strong, 0.6 cm-thick polycarbonate provides outstanding impact and scratch resistance

» 2879812

EV '15-22, CREW 570-4 '15-21, 570 '15-21, 500 '17-22

**REDUCE IN-CAB DUST SWIRL
BY ADDING A REAR PANEL**

With a windshield and roof installed, turbulent air develops behind the cab. Add a rear panel to reduce dust intrusion from this swirl.

CAB KITS

PICK YOUR OWN PACKAGE!

FULL CAB

28K0004

2879990	Busbar Harness	P. 59
2883236	Poly 2-Seat Sport Roof with Lock & Ride Technology	P. 82
2882247	Hinged Window Doors - Poly	P. 83
2881783	Full Windshield - Glass	P. 84
2879965	Rear Panel - Glass	P. 85
2879968	Windshield Wiper & Washer System	P. 88

EV '15-22, 570 '15-21



HALF CAB

28K0005

2879990	Busbar Harness	P. 59
2883236	Poly 2-Seat Sport Roof with Lock & Ride Technology	P. 82
2881783	Full Windshield - Glass	P. 84
2879812	Rear Panel - Poly	P. 85
2879968	Windshield Wiper & Washer System	P. 88

EV '15-22, 570 '15-21



ADD TO YOUR CAB COMFORT

WITH THE HEATER SYSTEM

HEATER KIT

» 2879967
570 '15-21

CONVENIENCE & PROTECTION

CONVENIENCE FEATURES

CAB SEAL SYSTEM

» 2-SEAT • 2880508

EV '15-22, CREW 570-4 '15-21, 570 '15-21, 500 '17-22
(INCLUDED WITH PREMIUM DOORS)

EPS SYSTEM (ELECTRIC POWER STEERING)

- Enjoy smooth, easy, precise, responsive automotive-quality power steering
- EPS provides a light steering feel in all situations, including low-speed maneuvering through challenging terrain

» 2879970

CREW 570-4 '15-21, 570 '15-21
1824163 REQUIRED FOR 2016 AND NEWER 570 MODELS

HORN

» 2879273

EV '15-22, CREW 570-4 '15-21, 570 '15-21, 500 '17-22

AUXILIARY BATTERY KIT

» 2880555

EV '15-22
REQUIRED FOR 12V ACCESSORIES ON EV

REVERSE WARNING ALERT

» 2880631

CREW 570-4 '15-21, 570 '15-21, 500 '17-22

SPEEDKEY

» 2879988

CREW 570-4 '15-21, 570 '15-21

EV QUICK CHARGING SYSTEM

» 2880556

EV '15-22



FIELD TESTED INTERIOR

ADD SUPERIOR ALL-WEATHER FUNCTIONALITY and comfort to your RANGER with premium Polaris Engineered Accessories. Keep warm on the coldest of days with a heater kit and improve visibility with a Windshield Wiper and Washer System or Large Rear View Mirror.



WINDSHIELD WIPER & WASHER SYSTEM

- Use with Full Glass Windshield 2881783 only

» 2879968

EV '15-22, CREW 570-4 '15-21, 570 '15-21, 500 '17-22

⚠ Requires Battery Connection Cable



LARGE REAR VIEW MIRROR

TOP SELLER

» 2879969

EV '15-22, CREW 570-4 '15-21, 570 '15-21, 500 '17-22

STANDARD BRUSHGUARDSPERFECT FOR: **INCREASED PROTECTION AROUND LIGHTING AND FENDERS****FRONT****3.2 cm DIAMETER**
STEEL TUBE CONSTRUCTION**REAR**

» FRONT • 2879973

» REAR • 2879972

EV '15-22, CREW 570-4 '15-21, 570 '15-21, 500 '17-22

DOES NOT WORK WITH FLIP-DOWN POLY WINDSHIELD 2881919

ROCK GUARDS WITH STEP

- Durable, stamped plate steel construction
- Provides additional protection for side of vehicle
- Integrated boot scraper helps keep interior clean

» 2 SEAT • 2879974

EV '15-22, 570 '15-21, 500 '17-22

WINCHES

FEATURES**PRO**

PRO HEAVY DUTY SERIES

HD

HEAVY DUTY SERIES

RAPID ROPE RECOVERY

STANDARD

NOT AVAILABLE

AUTO STOP TECHNOLOGY

STANDARD

OPTION

WINCH LINE

SYNTHETIC ROPE

STEEL CABLE

CONTROL

WIRELESS STANDARD, WIRED OPTION

WIRED STANDARD, WIRELESS OPTION

MODEL**2,041 kg****1,588 kg****ADD REQUIRED CABLES**

570 '15-21
CREW 570-4 '15-21
500 '17-22
EV '19-22
 EV REQUIRES AUXILIARY
 BATTERY KIT 2880555

2882238**TOP SELLER****2881669****2-SEAT MODELS: TOP SELLER****2879990**

CREW MODELS:
2880929

**UPGRADE YOUR HD WINCH
WITH THESE ACCESSORIES****WIRELESS REMOTE**

- Up to 15 m range with LED indicator
- Direct plug and play operation

» 2879316

Works with 2881669

**SYNTHETIC ROPE**

2,041 kg
 » 2879187

1,588 KG
 » 2878888

**AUTO STOP UPGRADE**

- Billeted aluminium
- Replaces stock fairlead

» 2881693

Works with 2881669
 SYNTHETIC ROPE REQUIRED

**UPGRADE YOUR CONTROLS
HD OR PRO HD WINCHES****WIRED REMOTE CONTROL**

- Must order remote handle and socket together

» REMOTE HANDLE 4013466

» SOCKET 4014228

POWER CONTROLLER

- Control your winch and plow hydraulics directly from the shift knob

» 2879227

CREW 570-4 '14-21,
 570 FULL SIZE '17-22,
 570 '14-21, 500 '11-22




STORAGE

LOCK & RIDE®

Exclusive and available on all Polaris vehicles, Lock & Ride accessories let you quickly change from one task to another with hundreds of options.

WITH THE FLIP OF A LEVER, LOCK & RIDE PLUNGERS USE OUTWARD PRESSURE TO EXPAND FOR A SECURE FIT.



LOCK & RIDE CARGOMAX SYSTEM

- Comes standard with a support bar that ties the two sides together for a sturdy cargo hold
- Adjustable utility hooks provide more options for hanging tools, cords or gear
- Two sides and a support bar included

» 2882177

EV '15-'22, CREW 570-4 '15-'21,
570 '15-'21, 500 '17-'22



CARGO BED MAT

- Non-slip surface to better secure loads
- Protect the cargo bed from scratches and scuffs
- Lifts out and is easy to clean
- Can be cut to access factory tie-down cleats

» 2881485

EV '11-'22, CREW 570-4 '14-'21, 570 '14-'21, 500 '11-'22



LOCK & RIDE STORAGE BOX

- Rugged roto-molded construction locks for security and is water-resistant
- Low-profile design retains additional hauling capacity on top of vault
- Sliding drawer features foam padding and adjustable dividers
- Fits perfectly in the bed of your RANGER, pickup box or full-size SUV

» 2877033

EV '11-'22, CREW 570-4 '14-'21, 570 '14-'21, 500 '11-'22



LOCK & RIDE TOOL RACK

- Attach on the inside or outside of the cargo bed

» 2881533

EV '11-22, CREW 570-4 '14-21, CREW 570 FULL SIZE '18-22,
570 FULL SIZE '17-22, 570 '14-21, 500 '11-22



RIDE & REPAIR ESSENTIALS KIT

» 2881207

EV '11-22, CREW 570-4 '14-21, CREW 570 FULL SIZE '18-22,
570 FULL SIZE '17-22, 570 '14-21, 500 '11-22



FIRE EXTINGUISHER HOLDER

- Quick-release strap allows for easy access

» 2882158

EV '15-22, CREW 570-4 '15-21, 570 '15-21, 500 '17-22



UNDER SEAT STORAGE BOX

» 2880046

EV '15-22, CREW 570-4 '15-21, 570 '15-21, 500 '17-22



LOCK & RIDE CHAINSAW MOUNT

» 2879354

EV '11-22, CREW 570-4 '14-21, CREW 570 FULL SIZE
'18-22, 570 FULL SIZE '17-22, 570 '14-21, 500 '11-22



LOCK & RIDE D-RINGS TOP SELLER

- The most versatile Lock & Ride accessory - add as many as you need to secure your cargo with bungee cords or straps

» 2881545

EV '11-22, CREW 570-4 '14-21, CREW 570 FULL SIZE '18-22,
570 FULL SIZE '17-22, 570 '14-21, 500 '11-22

STRAPS



3.8 cm x 4.6 m 2494.8 kg RATCHET STRAP

- Heavy-duty webbing
- 2 Pack

» 2884031



LOCK & RIDE QUICKSTRAP

- The quickest and most secure way to mount Polaris accessories
- Sold as a pair

» 2882187

ALL COOLERS, RANGER CARGO BOXES



5.1 cm x 6.1 m 4535.9 kg RATCHET STRAP

- Heavy-duty webbing

» 2884032


DO MORE:



COOLERS
P. 48



HUNT
P. 50



COLD WEATHER
P. 52



LIGHTING
P. 58

HIT THE TRAILS

RANGER 150 EFI

ACCESSORIES



YOUTH CRAWLER TYRE

- Upgraded youth tyre for added durability
- Increased ground clearance and performance

150 EFI '18-22

		TREAD DEPTH	TYRE WEIGHT	PLY RATING	SIDEWALL BELTS	LOAD RATING
12"	22" x 8" R12 5416945	13 mm	13 kg	6	3	413 kg
12"	22" x 10" R12 5416944					
	FRONT/ REAR					



YOUTH BUCKLE - BLACK

» FRONT • 12" x 7" • 1524114

» REAR • 12" x 8" • 1524115

150 EFI '18-22



PRO ARMOR WHEEL & TYRE KIT: YOUTH CRAWLER & BUCKLE

» 2885154

150 EFI '18-22



NEW
HALF DOOR WINTER AVAILABILITY

- Steel half doors protect your cab from rocks and debris
- Added comfort with padded elbow guards

» **BLACK • 2889022**
150 EFI '18-22



**FRONT & REAR
BRUSHGUARD - SET**

- Includes front and rear bumper
- Durable, E-coated steel construction

» **BLACK • 2883287**
150 EFI '18-22



SPORT ROOF - POLY

- Shields you from rain, snow, sun
- Easy install

» **BLACK • 2883289**
150 EFI '18-22



FULL-WINDSHIELD - POLY

- .32 cm clear poly carbonate
- Mounts with four simple P-clamps

» **2883288**
150 EFI '18-22



HALF-WINDSHIELD - POLY

- 33 cm tall
- .32 cm clear poly carbonate
- Mounts with four simple P-clamps

» **2883298**
150 EFI '18-22

FOR THE LIFE OF YOUR RIDE

MAINTENANCE TIP

BREAK-IN PERIOD

The break-in period for your new RANGER is the first 25 hours of operation, or the time it takes to use the first two tanks of fuel. No single action on your part is as important as a proper break-in period. Careful treatment of a new engine will result in more efficient performance and longer life for the engine.

NOTICE: Excessive heat build-up during the first three hours of operation will damage close-fitted engine parts. Do not operate at full throttle or high speeds for extended periods during the first three hours of use.

AIR FILTER

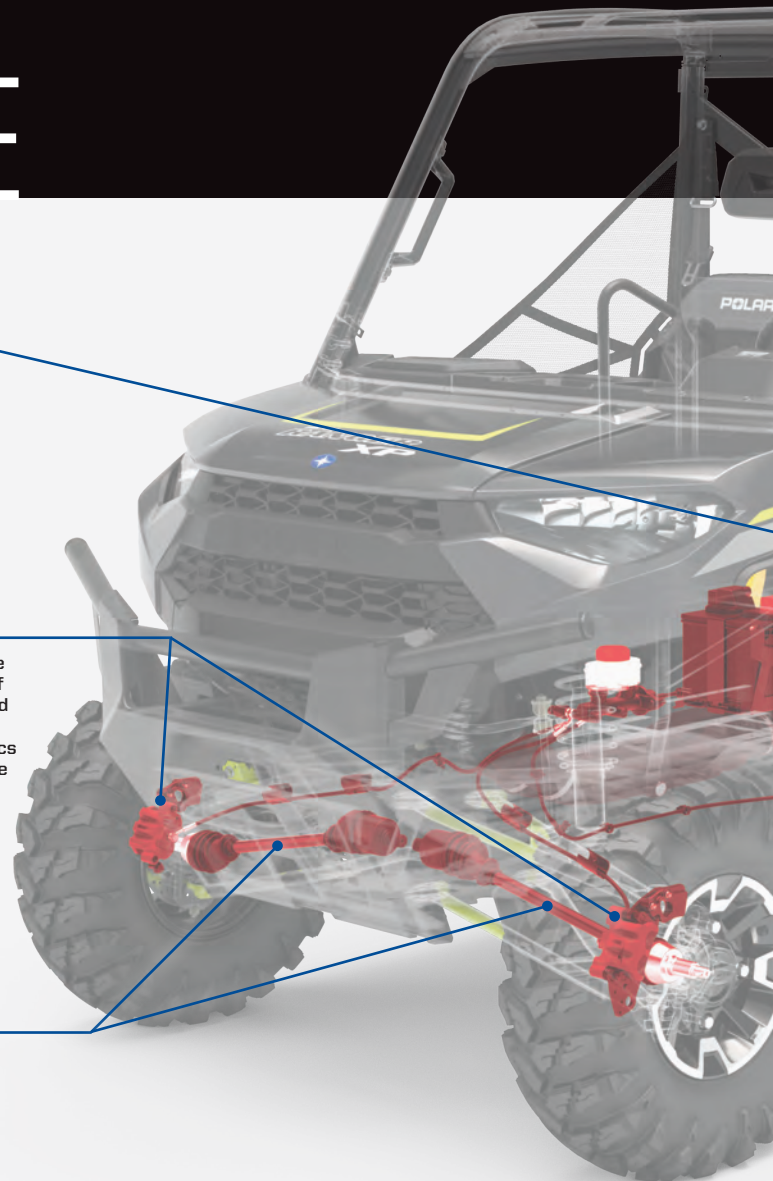
A clogged air filter can restrict air flow to the engine leading to reduced engine performance, engine life or catastrophic failure.

BRAKE PADS

Maintaining and/or replacing brakes are critical to the safety and functionality of a vehicle. Brake pads should be checked for wear and oil or grease (petroleum products) contamination and brake discs should be checked for cracks, excessive corrosion or warping.

HALF SHAFT

Check for tears and punctures in the boot, which can lead to CV joint wear that can contribute to axle failure.



MAINTENANCE SCHEDULE

25 HRS / 400 km

BREAK-IN MAINTENANCE

ENGINE OIL & OIL FILTER:
CHANGE

GENERAL LUBRICATION:
ALL FITTINGS, PIVOTS, CABLES, ETC.

AIR FILTER:
INSPECT & REPLACE AS NEEDED

EXHAUST SYSTEM:
INSPECT & CLEAN
INSPECT FOR LEAKAGE OR CARBON BUILD UP AT JOINTS
INSPECT & CLEAN SCREEN TYPE SPARK ARRESTOR

50 HRS / 800 km

6 MONTHS

EXHAUST SYSTEM:
INSPECT & CLEAN
INSPECT FOR LEAKAGE OR CARBON BUILD UP AT JOINTS

INSPECT & CLEAN SCREEN TYPE SPARK ARRESTOR

GENERAL LUBRICATION:
ALL FITTINGS, PIVOTS, CABLES, ETC.

100 HRS / 1,600 km

12 MONTHS

ENGINE OIL & OIL FILTER:
CHANGE

DRIVE BELT:
INSPECT & ADJUST
REPLACE AS NEEDED

TRANSMISSION FLUID:
CHANGE

FRONT DRIVE FLUID:
CHANGE

DRIVE BELT:
INSPECT & ADJUST
REPLACE AS NEEDED

EXHAUST SYSTEM:
INSPECT & CLEAN
INSPECT FOR LEAKAGE OR CARBON BUILD UP AT JOINTS

INSPECT & CLEAN SCREEN TYPE SPARK ARRESTOR

150 HRS / 2,400 km

18 MONTHS

ENGINE OIL & OIL FILTER:
CHANGE

BATTERY:
TEST, CLEAN & REPLACE AS NEEDED

DRIVE BELT:
INSPECT & ADJUST
REPLACE AS NEEDED

TYRES:
INSPECT CONDITION & PRESSURE

EXHAUST SYSTEM:
INSPECT & CLEAN
INSPECT FOR LEAKAGE OR CARBON BUILD UP AT JOINTS

INSPECT & CLEAN SCREEN TYPE SPARK ARRESTOR

PARTS THAT PUSH THE LIMITS WITHOUT SACRIFICING STRENGTH AND DURABILITY.

We build our products so anyone with the right tools can maintain their vehicle.

POLARIS

ENGINEERED PARTS & LUBRICANTS

DRIVE BELT

Polaris Engineered belts deliver unmatched performance for your off-road vehicle. Developed and tested on all our engines for all environments and conditions. Check your belt for delamination, hour glassing and glazing.

BREAK-IN PERIOD

- Use lower gear (if available) while varying speeds and avoid wide open throttle for 8-16 km
- If no low gear is available, vary at moderate speeds while avoiding wide open throttle for 80 km

OUR INVESTMENT

- 32,187 km of field testing
- Thousands of dyno hours
- 18+ months of development (13,000+ design hours) per belt
- 1,500+ vehicle validation hours
- Collaboration with powertrain and clutch engineers

YOUR ADVANTAGE

- No clutch recalibration
- Less wear and tear due to heat
- Ensure maximum vehicle performance
- More time riding, less time wrenching
- Produced in collaboration with powertrain and clutch engineers to ensure a perfect fit, maximum performance and ultimate durability

OIL FILTER

Change oil filters with every oil change to provide the best engine protection and keep the engine operating at peak performance.

BATTERY

To ensure a battery maintains its level of charge when unused for extended periods of time or during freezing weather, the battery should be connected to a suitable battery charger. Be sure to check for corrosion from the terminals to the ends of the cables.

FOLLOW RECOMMENDED SERVICE INTERVALS IN THE OWNER'S MANUAL

200 HRS / 3,200 km

24 MONTHS

ENGINE OIL & OIL FILTER:
CHANGE

BRAKE PADS & FLUID:
INSPECT & CLEAN
REPLACE AS NEEDED

SPARK PLUGS:
INSPECT
REPLACE AS NEEDED

EXHAUST SYSTEM:
INSPECT & CLEAN
INSPECT FOR LEAKAGE OR CARBON BUILD UP AT JOINTS
INSPECT & CLEAN SCREEN TYPE SPARK ARRESTOR

250 HRS / 4,023 km

30 MONTHS

ENGINE OIL & OIL FILTER:
CHANGE

BATTERY:
TEST, CLEAN &
CHECK FLUID LEVEL
REPLACE AS NEEDED

DRIVE BELT:
INSPECT & ADJUST
REPLACE AS NEEDED

GENERAL LUBRICATION:
ALL FITTINGS, PIVOTS,
CABLES, ETC.

EXHAUST SYSTEM:
INSPECT & CLEAN
INSPECT FOR LEAKAGE OR CARBON BUILD UP AT JOINTS
INSPECT & CLEAN SCREEN TYPE SPARK ARRESTOR

300 HRS / 4,828 km

36 MONTHS

ENGINE OIL & OIL FILTER:
CHANGE

AIR FILTER:
INSPECT & REPLACE
AS NEEDED

GEARCASES:
CHECK OIL LEVEL

EXHAUST SYSTEM:
INSPECT & CLEAN
INSPECT FOR LEAKAGE OR CARBON BUILD UP AT JOINTS
INSPECT & CLEAN SCREEN TYPE SPARK ARRESTOR

CHECK YOUR OWNER'S MANUAL FOR ADDITIONAL RECOMMENDED SERVICE ITEMS AND VEHICLE-SPECIFIC TIMING



SPECIFIC NEEDS, SPECIFIC OILS

Polaris invests millions in engine development, and part of that investment is making sure its lubricants—critical to engine performance—are the right formula for your specific engine. The amount of testing data and engineering resources used in developing Polaris lubricants would overwhelm an aftermarket company. Therefore, the aftermarket must spec an oil to an industry-wide standard that must account for a variety of operating parameters.

PS-4 is designed specifically for Polaris 4-cycle engines and has high film strength and wear protection under extreme loads and temperatures. Exclusive anti-wear additives protect engine parts with extra rust and corrosion protection.

PS-4 SYNTHETIC PERFORMANCE OIL

- PS-4 is optimal for ambient operating temperatures of -40° C to 40° C

1L • 502484
4L • 502485
25L • 502486
60L • 502487
200L • 502488

PS-4 OIL CHANGE KIT

- Contains the correct amount of oil for your vehicle and correct oil filter

» 502541
SINGLE 570, TWIN 600, TWIN 700, TWIN 800
» 502543
RANGER/RZR 900/1000
» 502542
330500, SPORTSMAN 550/850/1000

PS-4 EXTREME-DUTY SYNTHETIC PERFORMANCE OIL

- PS-4 Extreme Duty is optimal for ambient operating temperatures of -20° C to 55° C

1L • 502491
4L • 502492
25L • 502494
60L • 502496
200L • 502497

POLARIS

ENGINEERED PARTS & LUBRICANTS

FOR THE LIFE OF YOUR RIDE ONLY THE BEST WILL DO

To create the best oil for any terrain, we invest in rigorous testing to ensure our oil delivers the consistency and performance you demand. The results are Polaris Engineered Lubricants that are tested and perfected to deliver excellent total engine protection for the life of your ride.

WHAT COUNTS IN OIL TESTING:

1. Does it protect the engine at high temperatures?
2. Does it keep the engine free from carbon and buildup?
3. Does the oil hold its viscosity over time?

ENGINE CHECKPOINTS

When evaluating an engine oil and its ability to protect and preserve the engine's power output and lifespan, Polaris engineers focus on key areas within the engine, some of the most critical ones include:

RING LANDS: Poor oxidative performance can lead to carbon and varnish buildup, which results in poor ring seal and loss of power, combustion blow by and fuel dilution of the oil.

PISTON RINGS: During the combustion process, extreme pressures are placed on the top ring, forcing it outward toward the cylinder wall, sealing the combustion chamber. With so much force applied, poor oil film strength between the top ring and the cylinder wall can lead to cylinder wear and loss of power.

ROD BEARINGS: Engine bearings ride on an extremely thin hydrodynamic film of oil. Poor oil film strength or using an oil with a thinner viscosity, can lead to premature bearing wear or even engine failure. Using an oil with high film strength and a strong viscosity, like PS-4 full synthetic, will extend the service life of your engine.

CAMSHAFT: Direct Acting Overhead Camshafts are used on many Polaris Prostar Engines. In this application the camshaft pushes directly on the valve, creating very high contact pressures compared to other camshaft configurations. These forces are so great that inferior oil can break down and be forced out of the contact area leading to increased wear. PS-4 full synthetic additives are specifically designed to provide wear protection against this.

OIL DEVELOPMENT

**12 DEDICATED
TEAM MEMBERS**

**FOCUSED ON
POLARIS OIL**

**18+
MONTHS**

**DEVELOPMENT
& TESTING**


**FIELD
TESTING**


**75,000+
HOURS**

**DYNO
TESTING**

ENGINEERED TO MAXIMISE THE LIFE OF YOUR RIDE

All Polaris fluids—from anti-freeze to brake fluid—are developed for your vehicle. Trust the only fluids perfectly engineered for your needs.






DOT 4 BRAKE FLUID

Polaris DOT 4 Brake Fluid is a high-quality brake fluid designed for use in Polaris hydraulic brakes. Superior high-temp characteristics plus anti-corrosive additives extend the life of brake system components and provide consistent, positive braking.


» 250 ml • 502526



ANTI-FREEZE

Polaris Extended Life Coolant contains organic acid technologies to prevent corrosion on metal components, eliminate scaling, and maximise cooling system performance.


» 1 L • 502566
» 25 L • 502567
» 206 L • 502568



AGL

A proprietary blend of additives designed to optimize Polaris® ORV transmission life. Extreme pressure additives protect gears, drive chain, and bearings from scoring and wear. Unlike typical gear case oils, AGL's unique viscosity range allows instant flow and film protection in extreme cold or high heat environments.

» 1 L • 502505
» 25 L • 502507
» 200 L • 502508



DEMAND DRIVE FLUID

Engineered specifically for Polaris ORV front drive systems. Provides positive 4WD engagement in extreme cold or high heat conditions. Unique friction additives protect internal components under heavy loads and promote positive engagement.

» 1 L • 502563
» 25 L • 502564
» 200 L • 502565

Proper lubricant application and timing will ensure optimal vehicle performance. Please refer to your owner's manual for lubricant change interval schedules.



CARBON CLEAN

Polaris Carbon Clean prevents ethanol corrosion, stabilizes fuel, and cleans fuel injectors, piston ring lands, intake systems, and combustion chambers. Helps maintain peak HP and improves fuel economy.

» 125 ml • 502528



FUEL STABILIZER

Fuel Stabilizer prevents ethanol corrosion and stabilizes fuel for up to 2 years. Dual-antioxidant formula protects against gum and varnish for easy starting.

» 125 ml • 502519



ANGLE DRIVE FLUID

» 1 L • 502510
» 25 L • 502511
» 202 L • 502512

SPORTSMAN,
RANGER, RZR
ANGLE DRIVE GEAR
CASE SYSTEMS



PREMIUM GAS SHOCK OIL

» 1 L • 502518



ALL-SEASON GREASE TUBE

» 400 g • 502538

HD HEAVY DUTY PARTS

All Polaris parts are developed and tested to help you get the most out of your ride. We're taking the passion of our riders, workers and outdoor enthusiasts to the next level with HD Parts.

Engineered and designed for:

- Greater durability
- Enhanced performance
- Greater wear and tear capabilities
- All weather conditions



NEW OIL FILTERS

The advanced synthetic material built into these filters offers the highest debris holding capacity, maintains oil flow and maximises performance.


OE	HD HEAVY DUTY PARTS
2540086	2522498



WHEEL BEARINGS

Fully sealed for added protection against intrusions. Made of a higher grade steel for extended life in extreme conditions.

LOCATION	OE	HD HEAVY DUTY PARTS
FRONT WHEEL BEARINGS	3514924	3515090
	3514634	3515088
REAR WHEEL BEARINGS	3514924	3515090
	3514917	3515087
	3514635	3515087



WHEELS & TYRES

Class leading durability for off-road performance and traction for confident driving in extreme conditions.

- » 1524022-458 • HD WHEEL - 14x7*
- » 5417507 • PRO ARMOR HD-K - 29x10R14*
- » 5457498-458 • HD WHEEL CENTER CAP*
- » 5415756 • PRO ARMOR XD-K FRONT
- » 5415757 • PRO ARMOR XD-K REAR


* SHOWN




NEW DRIVE BELTS

The enhanced rubber material compound in these belts keep them cool in extreme heat, while our patented cord treatment process maximises the transfer of horsepower to the ground for those customers hauling heavy loads.

OE	HD HEAVY DUTY PARTS
3211149	
3211169	3212326
3211196	
3211113	3212328



Claims made based off testing and performance of Polaris HD Parts against standard OEM parts made by Polaris and competitor brands under normal use.



SAND



MUD



WATER



EXTREME COLD



EXTREME HEAT
UP TO 54° C



HEAVY PAYLOADS



EXTENDED LIFE

BUSHINGS

The advanced material compound of the bushings enables tighter tolerances to reduce overall wear on the system, while the superior triple lip sealing prevents intrusion of the elements.



LOCATION	OE	HD <small>HEAVY DUTY PARTS</small>
FRONT UPPER BUSHINGS	5439874	1543367
	5439730	
	5439270	1543326
FRONT LOWER BUSHINGS	5439874	1543367
	5439730	
	5439270	1543326
REAR UPPER BUSHINGS	5439874	1543367
	5439730	
	5439270	1543326
REAR LOWER BUSHINGS	5439874	1543367
	5439730	
	5439270	1543326
UPPER HUB BUSHINGS	5439270	1543326
LOWER HUB BUSHINGS	5439270	1543326

NEW BRAKES

Engineered to provide longer life and better stopping power while riding in extreme conditions.

OE	HD <small>HEAVY DUTY PARTS</small>
2205949	2208933
2202413	2208934
2203318	2208936

BUSHING KITS


Easily update the entire front and rear suspension.

» 2830560

XP 900 '13-'19, XP 900 CREW '14-'19, XP 1000 '17, XP 1000 CREW '17, 570 FULL SIZE '15-'20, 570 FULL SIZE CREW '15-'20

» 2830561 (SHOWN)

570 EFI '14-'20, 570 EFI CREW '14-'20



For more information regarding Polaris HD parts including vehicle compatibility, installation and maintenance, please contact your authorized Polaris ORV dealer.

SERVICE PARTS

Polaris Engineered service parts deliver unmatched performance and fit for your off-road vehicle.

All service parts are engineered specifically for your machine. Which means everything is designed, tested and perfected to maximise the life of your ride. Getting Polaris Engineered parts is a decision that pays off in the long run, because it ensures there is a long run.



**VISIT YOUR POLARIS DEALER TO
SHOP FOR SERVICE PARTS.**

OVER
100,000
PARTS
AVAILABLE!



FOR THE LIFE OF YOUR RIDE

Maintenance is the key to keeping your Polaris off-road vehicle performing at its peak. Items like belts, lubricants, and batteries represent only a few of these critical items engineered specifically by Polaris.



POLARIS ENGINEERED DRIVE BELTS

TESTED, PERFECTED

We test each belt on the intended vehicle – we don't just try to make an existing belt "just work".

– Amery Kuhl, Polaris CVT System Engineer

OUR INVESTMENT

- 32,187 km of field testing
- Thousands of dyno hours
- 18+ months of development (3,000+ design hours) per belt
- 1,200+ vehicle validation hours
- Collaboration with powertrain & clutch engineers

YOUR ADVANTAGE

- No clutch recalibration
- Less wear & tear due to heat
- Ensure maximum performance of your vehicle
- More time out riding, less time wrenching

**OUR INVESTMENTS ENSURE POLARIS BELTS
OUTPERFORM YOUR EXPECTATIONS.**

CV BOOT REPAIR KIT*

FIX ON THE GO | TEMPORARY COVERAGE

- A quick trail-side fix to increase trail time
- The flexible and durable boot material expands "over a cone tool for CV boot repairs, without disassembling CV axles
- Universal fit - works as a temporary fix for most powersports axles
- All components fit inside the cone, and a cover is provided for compact durable storage
- Easily fits in a cargo box, attached to the roll cage, in the glovebox or many other storage locations



Items shown are contained inside cone

UTV CV BOOT REPAIR KIT

Kit includes the following items:

- (1) Expandable XL CV Boot
 - (1) Reusable Cone Tool
 - (2) CV Boot Clamps
 - (1) Tube of Silicone Lube
 - (1) Grease Packet
 - (1) Cone Cover
- » 2830526

UTV TRAIL BOOT ONLY

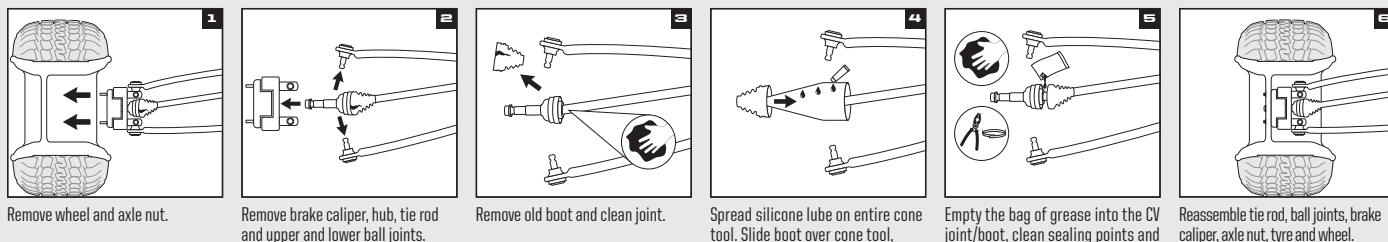
» 2830527

ATV

» CV REPAIR KIT
2830528

» TRAIL BOOT ONLY
2830529

HOW TO INSTALL



Refer to your service manual for further instructions and torque specifications.
*Designed for temporary CV boot repair. Purchase the OEM CV Boot for a permanent repair.

KEEP IT CLEAN

CLEAN

ALL-PURPOSE CLEANER

- Professional cleaner, which is formulated with a low pH-value. The product spreads well on surfaces and adheres on them for effective cleaning action. Perfectly compatible with rubber, plastic and painted surfaces. The formulation is biodegradable.

» 500 ml • 502309

SHINE

INSTANT SHINE & DETAILER

- The INSTANT SHINE AND DETAILER is developed for cleaning action without water. Removes insects, dust and dirt with almost no effort. Applicable for plastics, visors, windscreens, paint and metal. The wipe and shine formulation makes surfaces shine, works water repellent and also has an antistatic effect. Perfect for customers living in urban areas with no access to water, for bike trips or showroom bikes.

» 500 ml • 502303



BRING IT EVERYWHERE

TRAILERING




CALIBER RAMP PRO

- Designed for ATVs and UTVs up to 127 cm wide
 - Integrated grip glides for ultimate traction
 - Folding sides for easy transportation and storing
- » 132 cm x 229 cm • 2884576




ALUMINIUM ARCHED LOADING RAMPS

- Capacity for up to 1,361 kg
- » 193 cm x 30.5 cm • 2875384
» 224 cm x 30.5 cm • 2875386



LIGHTWEIGHT TRI-FOLD RAMPS

- Ramp folds up for transport
 - Capacity for up to 680.7 kg
 - Safety straps included
- » 183 cm x 130 cm • 2875385
» 208 cm x 130 cm • 2875860



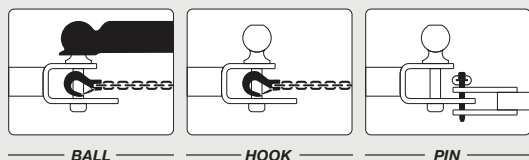
FOLDING ALUMINIUM ARCHED RAMPS

- Ramp folds up for transport
 - Up to 680 kg total capacity, 340 kg per individual ramp
 - Safety straps included
- » 224 cm x 30.5 cm • 2875387

HITCHES

3:1 HITCHES

VERSATILE 3 IN 1 FUNCTIONALITY



- Ball, hook and pin design
- Durable, rust resistant steel with black powdercoated finish
- Removable ball
- HD 1.6 cm pin and clip



HITCH WITH 5 cm BALL

- » 5 cm x 5 cm RECEIVER 2830522
- » 3 cm x 3 cm RECEIVER 2830523



4.8 cm BALL

- 4.8 cm replacement ball for hitch
 - Designed to work with 3:1 Hitch
- » 2830524



5 cm HITCH BALL MOUNT

- » 5 cm RECEIVER TONGUE 2875320



TRAILER BALL 1.9 cm SHANK

- » 5 cm BALL • 2877603
- » 4.8 cm BALL • 2877602

STRAPS & ROPES



RECOVERY STRAP

- 5 cm x 9.1 m
 - 8,165 kg maximum load / 4,082 kg maximum vehicle weight
 - Built in strap wrap - easy storage
 - Loops sewn in to webbing
 - 1 Strap bag
- » 2884033



RATCHET STRAP

- 3.8 cm x 4.6 m straps, 2 Pack
 - Heavy duty webbing
 - 2,495 kg maximum load / 831 kg working load
 - 2 Pack
- » 2884031



RATCHET STRAP

- 5 cm x 6.1 m Ratchet Straps with heavy duty webbing
 - 4,536 kg Maximum Load / 1,497 kg Working Load
 - Floating D-Rings
 - Double J-Hooks
- » 2884032



SHOCK STRAPS

- 3.8 cm 1,361 kg breaking strength
 - Keeps tension on tie-down straps to secure load
 - 2 Pack
- » 3.8 cm x 4.5 m • 2883296
» 3.8 cm x 2 m • 2883295

COVERS

2-SEAT & CREW TRAILERING COVERS

- » 2880632 • 570/500/EV
EV '15-21, 570 '15-22, 500 '17-22
- » 2880633 • 570 CREW
CREW 570-4 '15-22



3-SEAT & CREW TRAILERING COVERS

- » 2883419 • XP 1000
XP 1000 '15-22, 1000 '20-22
- » 2883840 • CREW XP 1000/900
XP 1000 '18-22, CREW XP 1000 '17-22, CREW 1000 '20-22
- » 2882160 • POLARIS PURSUIT CAMO SxS FIELD COVER
XP 1000 '14-22, EV '11-22, 570 FULL-SIZE '17-22, 570 '14-22, 500 '11-22, 1000 '20-22

RACING COLLECTION



TECHNICAL JACKET

- Water-resistant jacket
- Ultra-light thanks to polyester ripstop and softshell for optimal comfort
- Ventilated lining
- Hydration hose outlet
- Zip ventilation system on body and back

Black | S-3XL | 2802001



TECHNICAL PANTS

- Water-resistant pants
- Ultra-light thanks to polyester ripstop, softshell and 1000-D Cordura Stretch fabric on the back for optimal comfort
- 2 cargo type pockets
- Zip ventilation system
- Zip and Velcro adjustment at the bottom of the pants

Black | S-3XL | 2802002



NEW TECHNICAL SHIRT

- 100% polyester
- Indelible sublimated graphics
- Hemmed edging
- Lycra cuffs and collar

Black | S-3XL | 2802104



NEW BODYWARMER

- Upper body and side panels in softshell waterproof and breathable 3000mm/3000g
- Lower body Nylon downproof
- Padding 80 g
- Two external pockets with easy-grab puller

Black | S-3XL | 2802101



NEW SAFETY GLOVES TOUCH **CE**

- CE-approved motorcycle glove EN 13594:2015
- Touch screen compatible
- Silicon print on fingers to improve grip
- Neoprene cuff with Velcro tightening
- Reinforcements patches for safety and comfort

Black | XS-7, 3XL-13 | 2802103



RACING SOFTSHELL

- Softshell waterproof and breathable 3000mm/3000g
- Removable hood
- Four external pockets with easy-grab puller

Black | S-3XL | 2802003



HYBRID JACKET

- Sleeves in softshell waterproof and breathable 3000mm/3000g
- Body nylon downproof
- Padding 80 g
- Three external pockets with easy-grab puller

Black | S-3XL | 2802004



RAIN JACKET

- Polyester ripstop high tearing resistance
- PU coating 1000 mm
- Mesh lining
- Non-removable hood

Black | S-3XL | 2802005



NEW SF TECH GLOVES TOUCH CE

- CE-approved motorcycle glove EN 13594:2015
- Touch screen compatible
- Knuckle-protected
- Silicon print on fingers to improve grip
- Neoprene cuff with Velcro tightening
- Reinforcements patches for safety and comfort

Black | XS-7, 3XL-13 | 2802102



NEW

OFF-ROAD RIDING JERSEYS

Mesh ventilated panels for maximum airflow
Elastic sleeves with non-restrictive cuffs

NEW

OFF-ROAD RIDING GLOVES

Adjustable wrist closure for a custom fit
Silicon finger grips and neoprene knuckle protection



BLACK
JERSEY | S-3XL | 2862718
GLOVE | S-3XL | 2862726

ORANGE
JERSEY | S-3XL | 2862719
GLOVE | S-3XL | 2862729

TEAL
JERSEY | S-3XL | 2862720
GLOVE | S-3XL | 2862727

GREEN
JERSEY | S-3XL | 2862721
GLOVE | S-3XL | 2862730

BLUE
JERSEY | S-3XL | 2862722
GLOVE | S-3XL | 2862728

YOUTH JERSEY
S-XL | 2862723

YOUTH JERSEY
S-XL | 2862724

YOUTH JERSEY
S-XL | 2862725

**SHORT SLEEVE**

Men's | S-3XL | 2860634
Women's | S-3XL | 2860636

LONG SLEEVE

Men's | S-3XL | 2860638
Women's | S-3XL | 2860640

**RAIN JACKET**

Grey | S-3XL | 2869527

RAIN PANTS

Grey | S-3XL | 2869528

COOLING SHIRTS**FABRIC TECHNOLOGY DESIGNED TO KEEP YOU COOL**

- Chemical-free fabric, Coolcore reduces the surface temperature up to 30% so you don't overheat
- Carries a 50 Ultraviolet Protection Factor rating, blocking 98% of harmful UV rays

**RAIN JACKET & PANTS****PACKABLE WATERPROOF PROTECTION AGAINST UNPREDICTABLE WEATHER**

- 100% waterproof, lightweight and packable nylon
- YKK zippers
- Rain jacket has removable hood

HELMETS

**FOR
POLARIS**

NEW

TAN
XS-4XL
2862472



ALTITUDE

509 ALTITUDE 2.0 HELMET

**LIGHTWEIGHT DESIGN, PERFORMANCE-INFUSED
STYLE AND FEATURES WITH ALL-DAY COMFORT**

SHELL

- Strong, lightweight construction of carbon fibre or fibreglass

WEIGHT

- Composite as low as 1,260g
- Carbon fibre as low as 1,150g

FEATURES

- Superior fit for all-day comfort
- Removable Pro Series breath box provides excellent ventilation and air flow
- One-piece eyeport creates draft-free seal with 509 goggles
- Magnetic Fidlock chin-strap technology and integrated GoPro mount
- DOT- and ECE 22.05-approved

FIDLOCK



BLACK
XS-4XL
2861469



BLACK/RED
XS-4XL
2861472



RED/BLACK
XS-4XL
2861470



**CARBON FIBRE
BLACK/LIME**
XS-4XL | 2861473

**FOR
POLARIS**

RED/BLACK
XS-4XL
2862467



TACTICAL

NEW TACTICAL 2.0 HELMET

**BUILT FROM THE GROUND UP WITH INNOVATIVE
FEATURES FOR ULTIMATE COMFORT AND CONTROL**

SHELL

- Shock-resistant, injection-molded thermoplastic

FEATURES

- Venturi vent system generates negative pressure at velocity and pulls moist air from the breath box
- Integrated eyeport seal is co-integrated with the breath box and creates a draft-free seal with 509 goggles for unparalleled warmth and clear field of view
- Magnetic Fidlock chin-strap technology
- DOT- and ECE 22.06-approved

FIDLOCK



MATTE BLACK
XS-4XL
2862468



GREY
XS-4XL
2862469



LIME
XS-4XL
2862470



ORANGE
XS-4XL
2862471

TENACITY

TENACITY 4.0 HELMET

COMBINATION OF MODERN STYLE AND PREMIUM PROTECTION WITH INCREDIBLE VALUE

SHELL

- Shock-resistant, injection-molded thermoplastic

WEIGHT

- 1,500g

FEATURES

- Through-flow, full-helmet ventilation
- ProClip quick release chin strap allows you to fasten the chin strap in seconds
- Removable breath box
- Tool-less adjustable roost shield
- Removable, washable liner
- DOT- and ECE 22.05-approved

LIME
XS-2XL
2861559



BLACK
XS-2XL
2861557



BLACK/GREY
XS-2XL
2861558



BLACK/WHITE
XS-2XL
2861560



WHITE/RED
XS-2XL
2861561



PINK
XS-2XL
2861562

GOGGLES



ORANGE
2862561



LIME
2862559

NEW

509 KINGPIN OFF-ROAD GOGGLE

PREMIUM MATERIALS, ATTRACTIVE PRICE



FEATURES

- Oversized spherical lens delivers optimal peripheral vision
- Metal tear-off posts provide strength and durability
- Quick-change technology allows you to run the best lens tint for conditions



BLUE
2862562



STEALTH
2862560

NEW

509 MX6 OFF-ROAD GOGGLE

SUPER WIDE FIELD OF VIEW, ENGINEERED FOR DIRT



FEATURES

- PC outer lens with anti-scratch coating, and internal anti-fog coating
- Outriggers with latch system for quick lens change
- 45mm strap with silicone to hold strap in place



BLACK
2862557



RED/BLACK
2862558

MEN'S APPAREL

BLACK
S-3XL | 2862569



NAVY
S-3XL | 2862570

NEW

WORK VEST

RUGGED AND DURABLE VEST THAT'S IDEAL AS AN OUTDOOR LAYER

- Coated with Durable Water Repellency (DWR) to provide water-resistance
- 3M Thinsulate for added warmth with brushed flannel trim
- Three outer pockets for storage

NEW
RED
S-3XL | 2862451



BLACK
S-3XL | 2861434



GREY
S-3XL | 2861435

SOFTSHELL JACKET

VERSATILE LIGHTWEIGHT JACKET THAT'S SURPRISINGLY WARM AND PERFECT FOR EVERYDAY WEAR

- Casual jacket armed with rugged and warm features for everyday wear
- Superior DWR prevents precipitation from saturating the jacket's exterior
- Lined with 280g of soft fleece for warmth
- Removable hood and underarm venting, three external pockets and one internal chest pocket



CHARCOAL
S-3XL | 2860865



BRONZE
S-3XL | 2860864

FLANNEL JACKET

SHERPA FLEECE LINED JACKET DELIVERS EXCEPTIONAL WARMTH AND COMFORT

- Warm sherpa lined fleece material
- Insulation to keep you warm
- Plenty of storage for your valuables



FOREST GREEN
S-3XL | 2860862



GREY
S-3XL | 2860863



BLACK
S-3XL | 2861608

WORK JACKET

WARM AND RUGGED JACKET THAT'S TOUGH FOR WORK AND STYLISH FOR PLAY

- Coated with Durable Water Repellency (DWR) to provide water-resistance
- Built in action back for increased range of motion
- 80g 3M Thinsulate for added warmth with brushed flannel trim
- One inner and four outer pockets for storage

NEW

REVOLVE VEST

REVERSIBLE

DURABLE AND WARM REVERSIBLE VEST OFFERS TWO STYLES IN ONE

- Durable windbreak outer fabric helps protect from the elements
- 140g 3M Thinsulate insulation keeps you warm in cold weather
- Reversible vest offers two unique styles in one



BLUE/ORANGE
S-3XL | 2862566



BLACK/GREY
S-3XL | 2862565



NEW

WINDBREAKER JACKET

LIGHTWEIGHT, WINDPROOF JACKET THAT PROVIDES PROTECTION WHILE RIDING

- 100% polyester windproof fabric
- Lightweight construction makes it easy to pack
- Three external pockets allow for maximum storage

Black | S-3XL | 2861541



FORCE JACKET

PACKABLE JACKET OFFERS LIGHTWEIGHT PROTECTION, IDEAL FOR ANY ACTIVITY

- 140g 3M Thinsulate
- Plenty of storage with two external hand pockets and one internal media pocket
- Rugged YKK zippers
- Great for travel, compacts into pocket

Black | S-3XL | 2861432



APPAREL

RACING COLLECTION

RIDING GEAR

HELMETS & GOGGLES

MEN'S APPAREL

WOMEN'S APPAREL

MERCHANDISE

MEN'S APPAREL

NEW

TITAN MID-LAYER

**EXTREMELY WARM YET BREATHABLE
MID-LAYER, PERFECT FOR RIDING**

- 319g Polartec Thermal Pro rib sweater provides great warmth
- Quick drying moisture wicking helps keep you dry
- Breathable material moves sweat to the outer surface
- Nylon overlay is comfortable and light

BLUE/ORANGE
S-3XL | 2862567



BLACK
S-3XL | 2862568



NEW
TAN

S-3XL | 2862450

RED/BLACK

S-3XL | 2862490



NORTHSTAR MID-LAYER

**VERSATILE MID-LAYER CAN BE WORN
ALONE OR AS AN EXTRA LAYER**

- 280g of breathable fleece for added warmth
- Offers durable protection against the elements with a wear-resistant polyester face and wind-block layer on chest
- Designed to fit under outer shell when riding

BLACK/RED
S-3XL | 2862616

BLACK/GREY
S-3XL | 2869925

NEW

JOURNEY HOODIE

BLACK
S-3XL | 2862489

DURABLE HOODIE DESIGNED FOR EVERY DAY WEAR

- Keeps the elements out with snug, rib-knit waist and cuffs
- Mock neck collar provides added protection and warmth
- Durable blended material made of 80% cotton, 20% polyester





TECH FULL-ZIP HOODIE

NEW Tan | S-3XL | 2862486
 Grey | S-3XL | 2861493
 Black/Blue | S-3XL | 2861494



CREW SWEATSHIRT

NEW Black | S-3XL | 2862488
 Green | S-3XL | 2861498
 Navy | S-3XL | 2861497



ICON HOODIE

NEW Grey | S-3XL | 2862487
 Green | S-3XL | 2861495
 Black | S-3XL | 2861496



ICON LONG SLEEVE

NEW Grey/Red | S-3XL | 2862505
 Black | S-3XL | 2861584
 Blue | S-3XL | 2861585



DASH LONG SLEEVE

NEW Grey | S-3XL | 2862504
 Navy | S-3XL | 2861583
 Black | S-3XL | 2861582



CHECKERED LONG SLEEVE

NEW Red | S-3XL | 2862506
 Grey | S-3XL | 2861587
 Black | S-3XL | 2861586



ICON TEE

NEW Green | S-3XL | 2862501
 Black | S-3XL | 2861570
 Blue | S-3XL | 2861571



STAMP TEE

NEW Black | S-3XL | 2862496
 Grey | S-3XL | 2861565
 Green | S-3XL | 2861564



CORE TEE

NEW Red | S-3XL | 2862502
 Black | S-3XL | 2861572
 Blue | S-3XL | 2861573

MEN'S CAMO

STEALTH CAMO HAT

Camo | One Size | 2861527

NORTHSTAR MID LAYER

Camo | S-3XL | 2861542

CAMO SOFTSHELL JACKET

Camo | S-3XL | 2861543



NEW

CAMO REVOLVE VEST

Camo | S-3XL | 2862572



NEW

PURSUIT HOODIE

Camo | S-3XL | 2862494



CAMO NECK GAITER

Camo | One Size | 2861948



CAMO TRUCKER HAT

Black | One Size | 2860613



HUNTER ORANGE HAT

Orange | S/M | 2860892
Orange | L/XL | 2862545



HUNTER ORANGE BEANIE

Orange | One Size | 2862595

MEN'S BALL CAPS



ELLIPSE PATCH TRUCKER HAT

NEW Light Grey | One Size | 2862539
 Grey | One Size | 2861531
 Black | One Size | 2861533
 Navy | One Size | 2861532

NEW HIGHLAND CAP

Tan | One Size | 2860893
 Grey | One Size | 2862544



CORE CAP

NEW Grey | One Size | 2862594
 Navy | One Size | 2861523
 Black | One Size | 2861524



TONAL HAT

Black/Red | One Size | 2861526
 Navy | One Size | 2861525



NEW CLASSIC CAP

Grey | One Size | 2862543
 Navy | One Size | 2862597



CHECKERED HAT

Blue | One Size | 2861520
 Black | One Size | 2861522
 Grey | One Size | 2861521



RETRO CAP

NEW Navy | One Size | 2862538
 Grey/Red | One Size | 2869542
 Grey/Orange | One Size | 2861536

WOMEN'S APPAREL

NEW

BLUE

S-3XL | 2862460

BLACK

S-3XL | 2862563



BLACK

S-3XL | 2861437



GREY/BLUE

S-3XL | 2861439



BLUE

S-3XL | 2862564

NEW

WORK JACKET

WARM AND RUGGED JACKET THAT'S TOUGH FOR WORK AND STYLISH FOR PLAY

- Coated with DWR to provide water-resistance
- Built-in action back for increased range of motion
- 80g 3M Thinsulate for added warmth with brushed flannel trim
- One inner and four outer pockets for storage

SOFTSHELL JACKET

LIGHTWEIGHT PERFORMANCE THAT'S SURPRISINGLY WARM AND PERFECT FOR EVERYDAY WEAR

- Superior DWR prevents precipitation from saturating the jacket's exterior
- Lined with 280g of soft fleece for warmth
- Removable hood and underarm venting, three external pockets and one internal chest pocket



BLACK

S-3XL | 2862457



DUSTY ROSE

S-3XL | 2862456



BLACK

S-3XL | 2861433



BLACK/GREY

S-3XL | 2862458



DUSTY ROSE

S-3XL | 2862459

NEW

REVOLVE VEST

DURABLE AND WARM REVERSIBLE VEST OFFERS TWO STYLES IN ONE

- Durable windbreak outer fabric protects you from the elements
- 140g 3M Thinsulate insulation keeps you warm in cold weather
- Reversible vest offers two unique styles in one

FORCE JACKET

PACKABLE JACKET OFFERS LIGHTWEIGHT PROTECTION, IDEAL FOR ANY ACTIVITY

- 140g 3M Thinsulate
- Plenty of storage with two external hand pockets and one internal media pocket
- Rugged YKK zippers
- Great for travel, compacts into pocket

TITAN MID-LAYER

EXTREMELY WARM YET BREATHABLE MID-LAYER, PERFECT FOR RIDING

- 319g Polartec Thermal Pro rib sweater provides great warmth
- Quick drying moisture wicking helps keep you dry
- Breathable material moves sweat to the outer surface
- Nylon overlay is comfortable and light



NEW
PURSUIT HOODIE
Camo | S-3XL | 2862517



NEW
JOURNEY HOODIE
Black | S-3XL | 2862515
Blue | S-3XL | 2862516



TECH FULL-ZIP HOODIE
Maroon | S-3XL | 2861509
Grey | S-3XL | 2861508



ICON HOODIE
NEW White | S-3XL | 2862512
Black | S-3XL | 2861506
Maroon | S-3XL | 2861507



NEW
ADVENTURE CREW
Dusty Rose | S-3XL | 2862513
Black | S-3XL | 2862514



NEW
ADVENTURE TEE
Teal | S-3XL | 2862629
Black Frost | S-3XL | 2862628



THINK OUTSIDE TEE
NEW Pink | S-3XL | 2862518
Black | S-3XL | 2861590
Blue | S-3XL | 2861591

MERCHANDISE



STEEL SIGN

35.6 cm x 91.4 cm | 2860868



ALUMINUM SIGN

55.9 cm | 2860867



WOOD SIGN

26.7 cm x 61 cm | 2860866



PINT GLASSES (SET OF 2)

2860815



12oz CAMPER MUG

2861612



17oz WATER BOTTLE

2861611



NEW

23oz WATER BOTTLE

2862685



15oz CAMPFIRE MUG

2861613



KEYCHAIN

2861614



LEATHER LOOP
KEYCHAIN

2861615



NEW

LICENCE PLATE
HOLDER

2862687



NEW
KICKBACK ROCKER
2862626



NEW
FREESTYLE ROCKER
2862625




NEW
EASY CHAIR
2862627




NEW
QUICK-E-SEAT
2862624



NEW
FOLDING TABLE
2861620



NEW
POLARIS PARKING
SIGN
2869934



NEW
POLARIS FLAG
91.4 cm x 152.4 cm | 2869928



NEW
HITCH COVER
2861623



HARDEST WORKING.

SMOOTHEST RIDING.



Availability varies by market, check your local dealer for availability. Image taken on private land. The use of vehicles in similar environments in your jurisdiction may be prohibited per locally applicable laws and regulations. Campfire in similar environments in your jurisdiction may be prohibited per locally applicable laws and regulations. Keep your campfire safe, and make sure you can control it at all times. Know your locally applicable laws and regulations. Crossing water in similar environments may be prohibited in your jurisdiction.

Warning: Polaris off-road vehicles can be hazardous to operate and are not intended for on-road use. Driver must be at least 16 years old with a valid driver's licence to operate. All riders should always wear helmets, eye protection and protective clothing and footwear. Read, understand and follow your owner's manual. Ride within the limits of your own abilities and never engage in stunt or exhibition driving. Never ride under the influence of drugs or alcohol. All riders should take a safety training course. Call 800-342-3764 for additional information.

Unless noted, trademarks are the property of Polaris Industries Inc. 3M® and Thinsulate® are registered trademarks of 3M Company. 509® is a registered trademark of Teton Outfitters, LLC. Apple® and App Store® are registered trademarks of Apple Inc. BatteryMinder® is a registered trademark of VDC Electronics Inc. Bluetooth® is a registered trademark of Bluetooth SIG, Inc. Caliber® is a trademark of Caliber, Inc. Carhartt® is a registered trademark of Carhartt, Inc. COOLCORE® is a registered trademark of COOLCORE LLC. Facebook® is a registered trademark of Facebook, Inc. Fidlock® is a registered trademark of Fidlock GmbH. Google Play® is a registered trademark of Google, Inc. GoPro® is a registered trademark of GoPro Inc. Homelink® is a registered trademark of Gentex Corporation. Instagram® is a registered trademark of Instagram, LLC. KOLPIN® and KOLPIN STRONGHOLD® are registered trademarks of Polaris Industries Inc. MB Quart® is a registered trademark of Maxxsonics USA Inc. Otter® is a registered trademark of Otter Outdoors, LLC. Polartec® is a registered trademark of MMI-IPCO, LLC. Rhino Grip® is a registered trademark of Polaris Industries Inc. RHINO-RACK® is a registered trademark of Rhino Rack Australia Pty Limited. RIGID® is a trademark of JST Performance, LLC d/b/a Rigid Industries LLC. SMART BOARD® is a registered trademark of MART TECHNOLOGIES ULC UNLIMITED LIABILITY CORPORATION CANADA. Tiger Drylac® is a registered trademark of Tiger Coatings GMBH & CO. KG. TEKVEST® is a registered trademark of 1181676 ONTARIO INC. Twitter® is a registered trademark of Twitter, Inc. WALKER EVANS RACING® is a registered trademark of Walker Evans Enterprises Incorporated. Yeti® is a registered trademark of Yeti Coolers, LLC. YKK® is a registered trademark of YKK Corporation. YouTube® is a registered trademark of Google Inc. Prices, Fitment and Availability are subject to change at any moment. Copyright © 2021 Polaris Industries Inc. All rights reserved.

POLARIS

MY21 RANGER APP ACC EMEA